



CFM40/60

S E R I E S

40/60 WATT OPEN FRAME AC-DC MODULES



Features

- Universal Input Range 90-264VAC
- Efficiency to 87%
- 2" x 4" Size
- Meets EN55022 Class B and CISPR/FCC Class B, Conducted
- Industry Standard Pin Out
- Continuous Short Circuit Protection

CFM40 Series

MODEL	OUTPUT VOLTAGE	MAX. LOAD	MIN. LOAD	RIPPLE & NOISE	VOLTAGE ACCURACY	LINE REGULATION	LOAD REGULATION	%EFF
CFM40S033	3.3 V	6A	0A	50mV	± 1%	± 0.5%	± 1%	70% Typ.
CFM40S050	5 V	6A	0A	1%	± 1%	± 0.5%	± 1%	76% Typ.
CFM40S090	9 V	4.45A	0A	1%	± 1%	± 0.5%	± 1%	84% Typ.
CFM40S120	12 V	3.34A	0A	1%	± 1%	± 0.5%	± 1%	85% Typ.
CFM40S150	15 V	2.67A	0A	1%	± 1%	± 0.5%	± 1%	85% Typ.
CFM40S240	24 V	1.67A	0A	1%	± 1%	± 0.5%	± 1%	85% Typ.
CFM40S300	30 V	1.33A	0A	1%	± 1%	± 0.5%	± 1%	86% Typ.
CFM40S360	36 V	1.11A	0A	1%	± 1%	± 0.5%	± 1%	87% Typ.
CFM40S480	48 V	0.834A	0A	1%	± 1%	± 0.5%	± 1%	87% Typ.

CFM60 Series

MODEL	OUTPUT VOLTAGE	MAX. LOAD	MIN. LOAD	RIPPLE & NOISE	VOLTAGE ACCURACY	LINE REGULATION	LOAD REGULATION	%EFF
CFM60S033	3.3 V	8A	0A	50mV	± 1%	± 0.5%	± 1%	72% Typ.
CFM60S050	5 V	8A	0A	1%	± 1%	± 0.5%	± 1%	77% Typ.
CFM60S090	9 V	6.67A	0A	1%	± 1%	± 0.5%	± 1%	84% Typ.
CFM60S120	12 V	5A	0A	1%	± 1%	± 0.5%	± 1%	85% Typ.
CFM60S150	15 V	4A	0A	1%	± 1%	± 0.5%	± 1%	86% Typ.
CFM60S240	24 V	2.5A	0A	1%	± 1%	± 0.5%	± 1%	86% Typ.
CFM60S300	30 V	2A	0A	1%	± 1%	± 0.5%	± 1%	86% Typ.
CFM60S360	36 V	1.67A	0A	1%	± 1%	± 0.5%	± 1%	88% Typ.
CFM60S480	48 V	1.25A	0A	1%	± 1%	± 0.5%	± 1%	88% Typ.

Specifications

INPUT SPECIFICATIONS:

Voltage90 ~ 264Vac
Frequency47 to 63Hz
Inrush Current.....50A max. @ 240Vac
Conducted EMI.....CISPR/FCC Class B
IsolationInput to output =4,242VDC
Leakage Current.....3.5mA max

OUTPUT SPECIFICATIONS:

Holdup Time8mS typ. @115Vac
Short Circuit ProtectionContinuous
Temperature Coefficient±0.05% / °C

ENVIRONMENTAL CHARACTERISTICS:

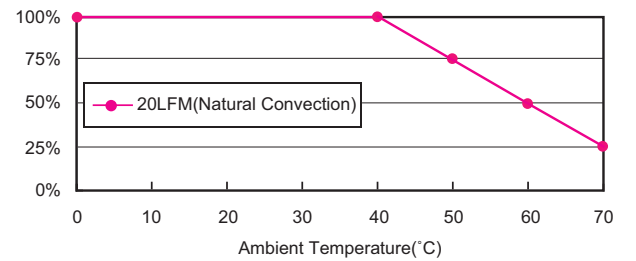
Operating Temperature0°C ~ 50°C
Storage Temperature-20°C ~ 85°C
Cooling.....Natural Convection

MECHANICAL CHARACTERISTICS:

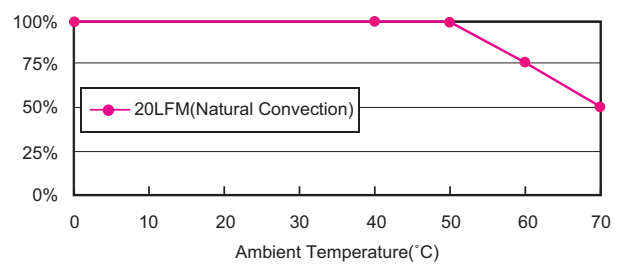
Dimensions101.60 x 50.80 x 30.48mm(4.000 x 2.000 x 1.200Inches)
WeightCFM40: 170g (0.38 Pounds)
CFM60: 175g (0.39 Pounds)

CFM40/60 Series Derating Curve

CFM40S050, 40S090, 60S033, 60S050, 60S090, 60S120



CFM40S120, 40S150, 40S240, 40S300, 40S360
CFM40S480, 60S150, 60S240, 60S300, 60S360, 60S480

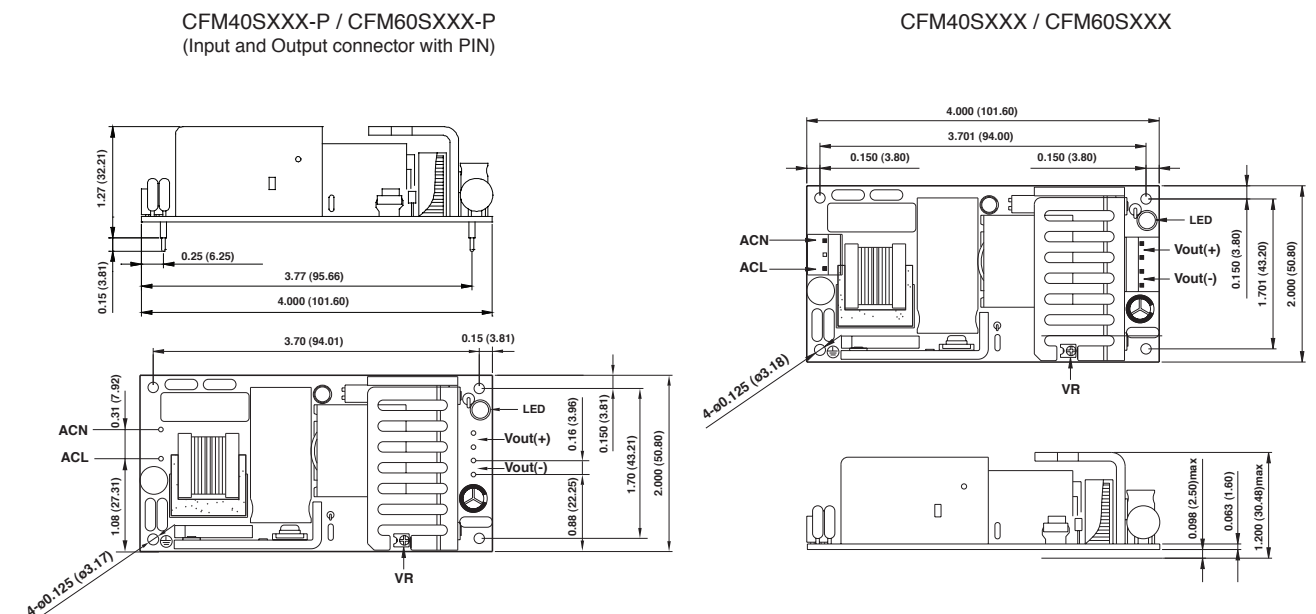


NOTE:

1. Add a 0.1µF ceramic capacitor and a 10µF E.L. capacitor to output for Ripple & Noise measuring @20MHz BW.
2. Line regulation is measured from High Line to Low Line with full load.
3. Load regulation is measured from Full to 10% load.
4. Input connector mates with Molex housing 09-50-3031 and Molex 2878 series crimp terminal.
5. Output connector mates with Molex housing 09-50-3041 and Molex 2878 series crimp terminal.

CFM40/60 Series

All Dimensions In Inches(mm)
Tolerance Inches: x.xxx= ±0.02
Millimeters: x.xx= ±0.5



Typical at 25°C, nominal line and 75% load, unless otherwise Specified

Mouser Electronics

Authorized Distributor

Click to View Pricing, Inventory, Delivery & Lifecycle Information:

Cincon:

[CFM40S033](#) [CFM40S050](#) [CFM40S090](#) [CFM40S120](#) [CFM40S150](#) [CFM40S240](#) [CFM40S300](#) [CFM40S360](#)
[CFM40S480](#) [CFM60S033](#) [CFM60S050](#) [CFM60S090](#) [CFM60S120](#) [CFM60S150](#) [CFM60S240](#) [CFM60S300](#)
[CFM60S360](#) [CFM60S480](#) [CFM40S120-P](#) [CFM60S180](#) [CFM60S050-CA](#)