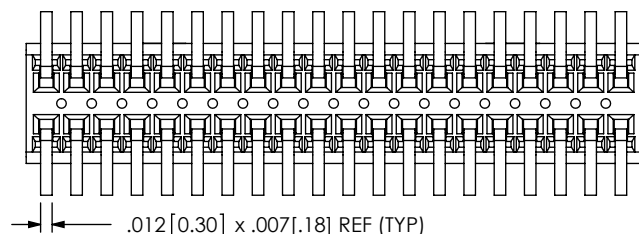
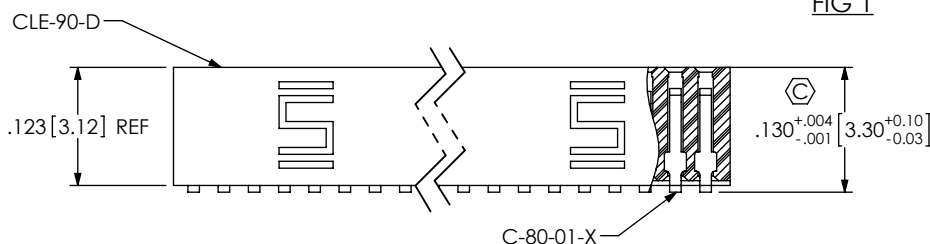
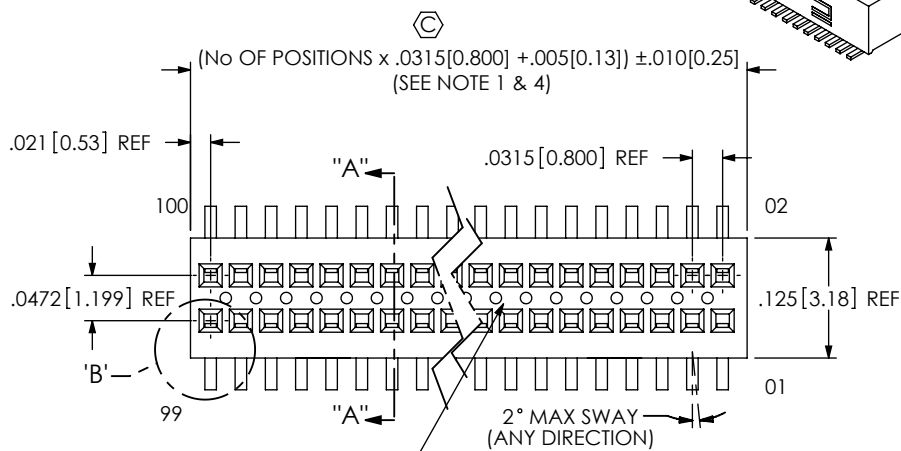
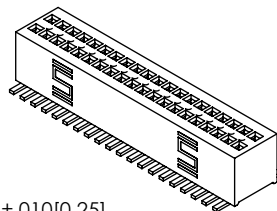


DO NOT
SCALE FROM
THIS PRINT



CLE-1XX-XX-X-DV-XX

No OF POSITIONS
-04 THRU -90
(PER ROW)

LEAD STYLE
-01
(USE C-80-01-X)

PLATING SPECIFICATION
-F: 3μ" FLASH SELECTIVE GOLD
ON ENTIRE
CONTACT
-G: 10μ" LIGHT GOLD ON ENTIRE
CONTACT

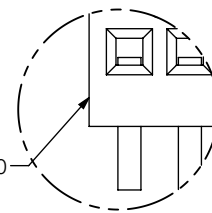
OPTION

-P: PICK & PLACE PAD (SEE FIG 2, SHT 2)
(AVAILABLE ON POSITIONS -08 THRU -90 ONLY))
(USE LMP-10)
-TR: TAPE & REEL PACKAGING
-A: ALIGNMENT PIN (SEE FIG 3 & 4, SHT 2)
(MOLDED TO POSITION OR STAKED)
(SAMTEC DISCRETION WHICH -A PIN IS USED)
(STAKE 7 POSITIONS MIN)
(MOLD 4 POSITION MIN)
-K: POLYIMIDE FILM PAD
(AVAILABLE ON POS. 8 THRU 90 ONLY)
(SEE FIG 5, SHT 2)
(USE K-DOT-.157-.250-.005)

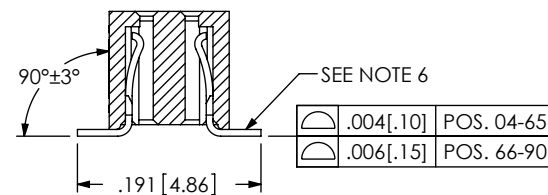
ROW SPECIFICATION

-D: DOUBLE ROW - VERTICAL
(USE CLE-90-D)

END WALLS TO BE
SYMMETRICAL ±.0050



DETAIL 'B'
SCALE 10:1



SECTION "A"-"A"

NOTES:

1. Ⓢ REPRESENTS A CRITICAL DIMENSION.
2. NOTE DELETED.
3. MINIMUM PUSHOUT FORCE: .5 LB.
4. WILL LOSE TWO POSITIONS FOR EVERY CUT MADE. MAXIMUM CUT FLASH TO BE .010 [0.25] WITH NO FLASH IN HOLES OR EXTENDING BELOW LEADS.
5. NOTE DELETED.
6. MAXIMUM BURR ALLOWANCE: .003 [0.08]
7. ENDWALL AFTER CUTTING: .0115±.0025 [0.292±0.064]
8. VOIDS ON TOP SURFACE TO BE LOCATED AT VENDOR DISCRETION TO CONTROL PART WARPAGE.

UNLESS OTHERWISE SPECIFIED,
DIMENSIONS ARE IN INCHES.

TOLERANCES ARE:

DECIMALS ANGLES
.XX: ±.01[0.3] 2°
.XXX: ±.005[0.13]
.XXXX: ±.0020[0.051]

PROPRIETARY NOTE

THIS DOCUMENT CONTAINS CONFIDENTIAL AND
PROPRIETARY INFORMATION AND ALL DESIGN,
MANUFACTURING, REPRODUCTION, USE, PATENT RIGHTS
AND SALES RIGHTS ARE EXPRESSLY RESERVED BY SAMTEC,
INC. THIS DOCUMENT SHALL NOT BE DISCLOSED, IN WHOLE
OR PART, TO ANY UNAUTHORIZED PERSON OR ENTITY NOR
REPRODUCED, TRANSFERRED OR INCORPORATED IN ANY
OTHER PROJECT IN ANY MANNER WITHOUT THE EXPRESS
WRITTEN CONSENT OF SAMTEC, INC.

samtec

520 PARK EAST BLVD, NEW ALBANY, IN 47150
PHONE: 812-944-6733 FAX: 812-948-5047
e-Mail: info@SAMTEC.com code 55322

MATERIAL: DO NOT SCALE DRAWING SHEET SCALE: 5:1
INSULATOR: LCP, UL 94 VO, COLOR: BLACK

CONTACT: BeCu 190 ALLOY [TM04]
THICKNESS: .007[0.18] REF

DESCRIPTION:
.8MM x 1.2MM C.L. SOCKET STRIP ASSEMBLY

DWG. NO.
CLE-1XX-XX-X-DV-XX

BY: PURVIS 10/23/95 SHEET 1 OF 2

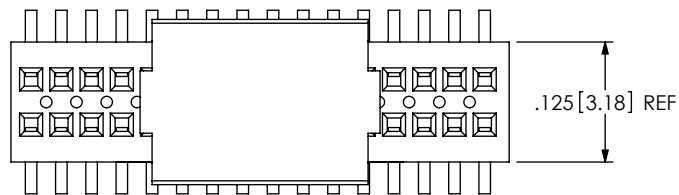


FIG 2
-P OPTION
8 POSITIONS MIN

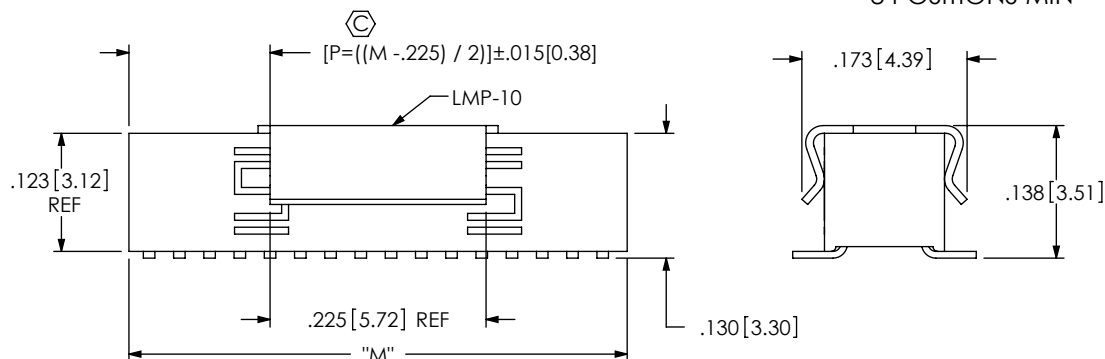
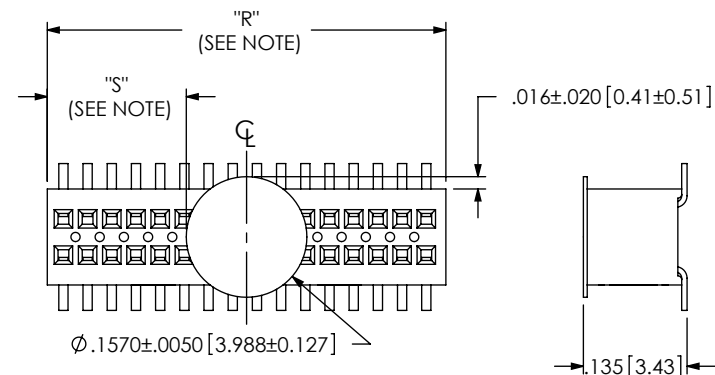
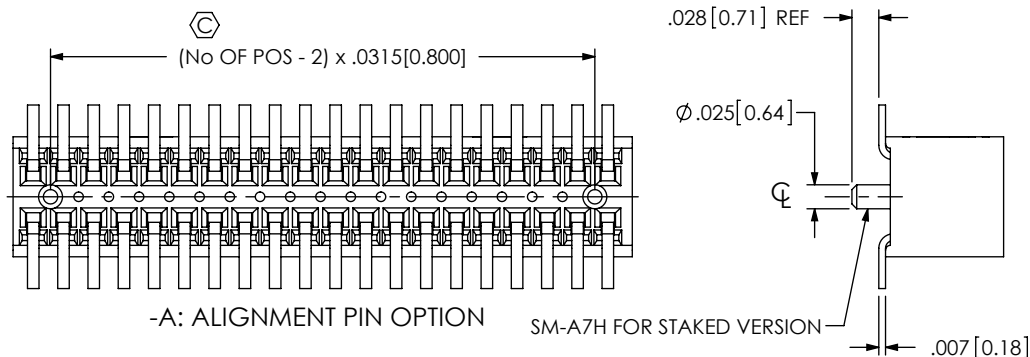


FIG 5
-K: POLYIMIDE FILM PAD
8 POSITIONS MIN



NOTE: "R" = USED MEASURED DIMENSION (REF)
"S" = [("R" - .1575 [4.00]) / 2] ± .020 [0.51]



-A: ALIGNMENT PIN OPTION

SM-A7H FOR STAKED VERSION

FIG 3
-A STAKED OPTION
7 POSITIONS MIN

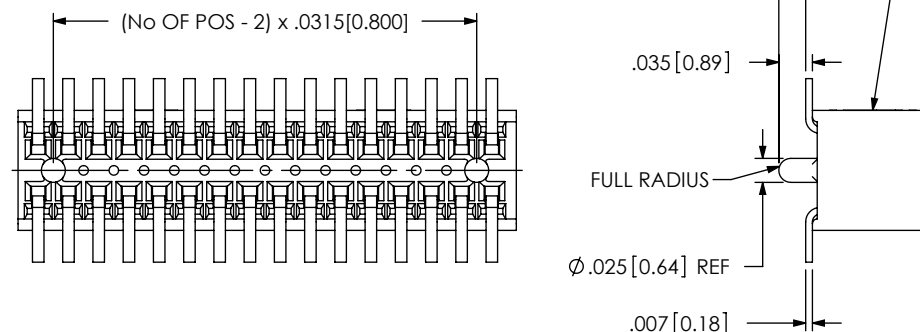
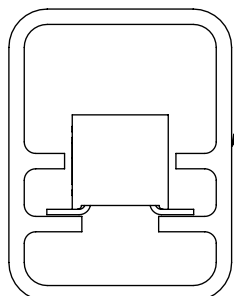
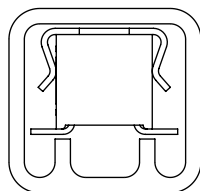


FIG 4
-A OPTION (MOLDED)
4 POSITIONS MIN

PACKAGING VIEW



PT-1-24-03-43
TP-24



PT-1-24-01-62
TP-12

ALL OTHER POSITIONS AND OPTIONS

FOR CLE-104/105-01-X-DV &
CLE-104/105-01-X-DV-A

PROPRIETARY NOTE
THIS DOCUMENT CONTAINS CONFIDENTIAL AND
PROPRIETARY INFORMATION AND ALL DESIGN,
MANUFACTURING, REPRODUCTION, USE, PATENT RIGHTS
AND SALES RIGHTS ARE EXPRESSLY RESERVED BY SAMTEC,
INC. THIS DOCUMENT SHALL NOT BE DISCLOSED, IN WHOLE
OR PART, TO ANY UNAUTHORIZED PERSON OR ENTITY NOR
REPRODUCED, TRANSFERRED OR INCORPORATED IN ANY
OTHER PROJECT IN ANY MANNER WITHOUT THE EXPRESS
WRITTEN CONSENT OF SAMTEC, INC.

DO NOT SCALE DRAWING

SHEET SCALE: 5:1

samtec

520 PARK EAST BLVD, NEW ALBANY, IN 47150
PHONE: 812-944-6733 FAX: 812-948-5047
e-Mail info@SAMTEC.com code 55322

DESCRIPTION:
.8MM x 1.2MM C.L. SOCKET STRIP ASSEMBLY

DWG. NO.
CLE-1XX-XX-X-DV-XX

BY: PURVIS 10/23/95 SHEET 2 OF 2