

Series 2000 Modular Console System - NEMA 12, 4, 4X

External Components

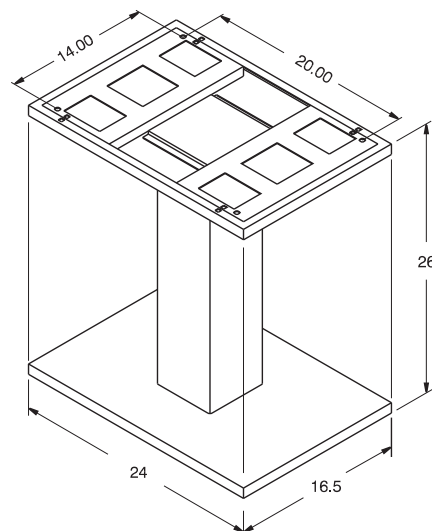
Operator Interface Enclosure



Pedestal

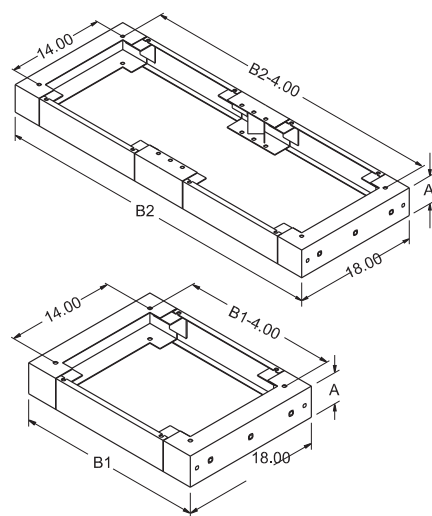
- Maintains NEMA rating of system.
- Formed 14 gauge steel.
- Also offered with formed 14 gauge stainless steel.
- Stiffeners added for solid stability.
- Open top and bottom provides an unobstructed wireway for pull through cabling.
- Can be mounted directly on floor or on a plinth.
- Available in light gray and natural stainless steel.

Part No.	Finish
2CLS	RAL 7035 Light Gray
2CSS	Stainless Steel



Modular Plinth

- Features removable front and rear panels for easy access to bottom for cabling or transport by forklift.
- For cable access, features 3 double knockouts on each end. (**NOTE:** not on stainless steel version)
- Available in 4" and 8" heights.
- Available in 24", 36", 48" and 60" widths.
- Maintains NEMA rating of system.
- Formed 14 gauge steel.
- Also offered with formed 14 gauge stainless steel.
- Available in light gray and natural stainless steel.



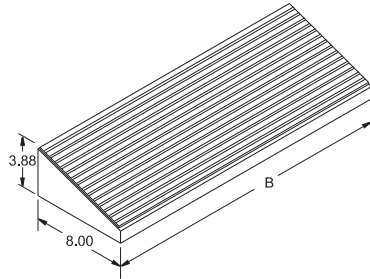
RAL 7035 Light Gray Part No.	Stainless Steel Part No.	A	B1	B2
2CLP42418	2CSP42418	4	24	—
2CLP43618	2CSP43618	4	36	—
2CLP44818	2CSP44818	4	—	48
2CLP46018	2CSP46018	4	—	60
2CLP82418	2CSP82418	8	24	—
2CLP83618	2CSP83618	8	36	—
2CLP84818	2CSP84818	8	—	48
2CLP86018	2CSP86018	8	—	60

Modular Console System

Series 2000 Modular Console System - NEMA 12, 4, 4X

External Components

Operator Interface Enclosure



Footrest

- Generally used in combination with plinth.
- Provides a raised foot support to relieve back stress.
- Gives the installation a "finished" appearance.
- Available in 24", 36", 48" and 60" widths.
- Maintains NEMA rating of system.
- Formed 14 gauge steel.
- Also offered with formed 14 gauge stainless steel.
- Rubber tread for added traction on footrest surface.
- Available in light gray and natural stainless steel.

RAL 7035 Light Gray Part No.	Stainless Steel Part No.	B
2CLF24	2CSF24	24
2CLF36	2CSF36	36
2CLF48	2CSF48	48
2CLF60	2CSF60	60

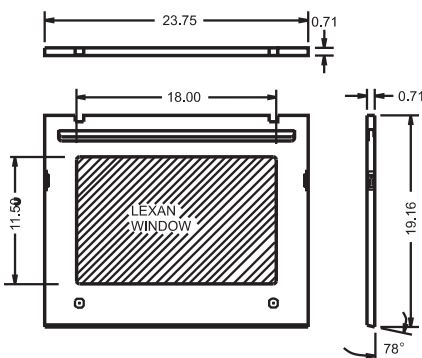


Data Terminal Extension Ring

- Formed 14 gauge steel.
- Adds 6" to Data Terminal Depth.
- Maintains NEMA rating.
- Utilizes door from Data Terminal.
- Fastens flush to back of Data Terminal.
- Available in light gray and natural stainless steel.

Part No.	Finish
2CLD24X	RAL 7035 Light Gray
2CSD24X	Stainless Steel

Modular Console System



Turret/Terminal Window Door


- Maintains the NEMA rating of the enclosure.
- Constructed of 14 gauge steel and lexan window.
- Easy field installation.
- Fits Standard Turret, Deep Turret, and Data Terminal.
- Offered in 24" width only.
- Available in light gray and natural stainless steel.

Part No.	Finish
2CLTW24	RAL 7035 Light Gray
2CSTW24	Stainless Steel

Series 2000 Modular Console System - NEMA 12, 4, 4X

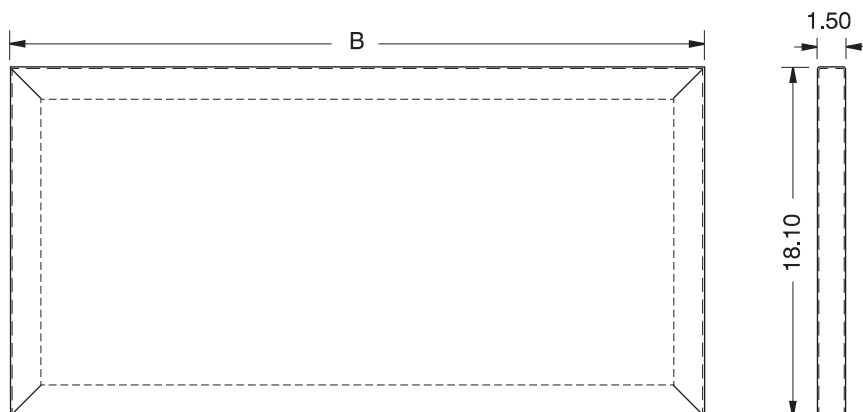
External Components/Internal Accessories

Operator Interface Enclosure



Base Cover

- Should be used to close top opening (of either single or dual access) base when no other components are mounted on the base's top.
- Constructed of 14 gauge steel.
- Available light gray and natural stainless steel.
- Can also be used on the underside of a Standard Desk Unit, Standard Turret and Data Terminal.

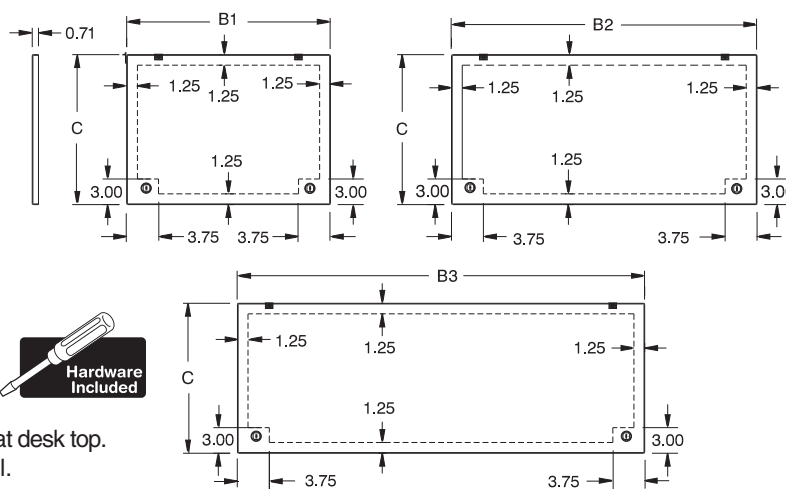


RAL 7035 Light Gray Part No.	Stainless Steel Part No.	B
2CLBC2436	2CSBC2436	24
2CLBC3636	2CSBC3636	36
2CLBC4836	2CSBC4836	48
2CLBC6036	2CSBC6036	60



Desk Cover

- For use when no turret is used on top of desk.
- Provides a hinged, flat, sturdy desk surface.
- Available for either Standard or Deep desks.
- Constructed of 14 gauge steel.
- Features quarter turn latches for easy access into flat desk top.
- Available in light gray and natural stainless steel.



RAL 7035 Light Gray Part No.	Stainless Steel Part No.	B1	B2	B3	C
Standard Depth Desk Cover					
2CLDC2436	2CSDC2436	23.75	—	—	16.38
2CLDC3636	2CSDC3636	—	35.75	—	16.38
2CLDC4836	2CSDC4836	—	—	47.75	16.38
2CLDC6036	2CSDC6036	—	—	59.75	16.38
Deep Depth Desk Cover					
2CLDC2443	2CSDC2443	23.75	—	—	24.03
2CLDC3643	2CSDC3643	—	35.75	—	24.03
2CLDC4843	2CSDC4843	—	—	47.75	24.03
2CLDC6043	2CSDC6043	—	—	59.75	24.03

Technical references and CAD downloads available at www.hammondmfg.com

All dimensions in inches unless specified otherwise

Modular Console System

Series 2000 Modular Console System - NEMA 12, 4, 4X

External Components/Internal Accessories

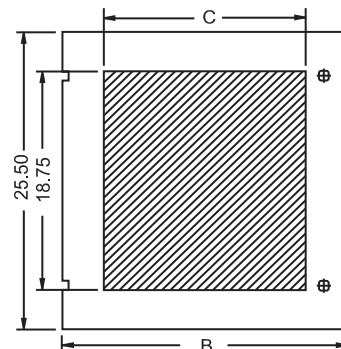
Operator Interface Enclosure

Modular Console System



Base Window Door

- Maintains the NEMA rating of the enclosure.
- Constructed of 14 gauge steel and lexan window.
- Easy field installation.
- Available for the 4 base widths.
- On 2 door units, a window can be installed on one side only.
- Available in light gray and natural stainless steel.



RAL 7035 Light Gray Part No.	Stainless Steel Part No.	Fits Base Width	B	C
2CLBW24	2CSBW24	24	23.75	16.75
2CLBW36	2CSBW36	36	35.75	28.75
2CLBW48	2CSBW48	48	23.75	16.75
2CLBW60	2CSBW60	60	29.75	22.75



Base Panel

- 14 gauge steel panels are finished in white.
- Used in both single access and dual access bases.
- Available in 4 widths.
- Mounts into "C" Channel Mounting Kit (not included.)
- Hardware required for mounting into "C" channels is included.

Part No.	Fits Base Width	Height	Width	Depth
2CWBP24	24	22.5	20	0.75
2CWBP36	36	22.5	32	0.75
2CWBP48	48	22.5	44	0.75
2CWBP60	60	22.5	56	0.75



Console Panel

- 12 gauge steel panels.
- Available in 4 widths.
- Mounts onto panel mounting studs in console.
- Finished in white.



Part No.	Fits Console Width	Height	Width	Depth
2CWCP24	24	30.5	20.5	0.75
2CWCP36	36	30.5	32.5	0.75
2CWCP48	48	30.5	44.5	0.75
2CWCP60	60	30.5	56.5	0.75

Technical references and CAD downloads available at www.hammondmfg.com

All dimensions in inches unless specified otherwise

Quality Products. Service Excellence.

Mouser Electronics

Authorized Distributor

Click to View Pricing, Inventory, Delivery & Lifecycle Information:

Hammond:

[2CRBC4836](#) [2CPBC4836](#) [2CPP44818](#) [2CRP44818](#) [2CPP83618](#) [2CRD24X](#) [2CRDC3643](#) [2CPDC3643](#) [2CRTW24](#)
[2CPTW24](#) [2CPP82418](#) [2CRDC4843](#) [2CPDC4843](#) [2CPS](#) [2CRS](#) [2CRP84818](#) [2CPP84818](#) [2CPF36](#) [2CPF60](#)
[2CPF24](#) [2CPF48](#) [2CPP43618](#) [2CRP43618](#) [2CRP86018](#) [2CPP86018](#) [2CRF60](#) [2CRF24](#) [2CRF48](#) [2CRBC3636](#)
[2CPBC3636](#) [2CPDC3636](#) [2CRDC3636](#) [2CRBC6036](#) [2CPBC6036](#) [2CRDC6043](#) [2CPDC6036](#) [2CPDC6043](#)
[2CRDC6036](#) [2CPD24X](#) [2CPP42418](#) [2CRP42418](#) [2CRP46018](#) [2CPP46018](#) [2CPBC2436](#) [2CRBC2436](#) [2CRF36](#)
[2CPDC2436](#) [2CRDC4836](#) [2CRDC2443](#) [2CRDC2436](#) [2CPDC2443](#) [2CPDC4836](#)