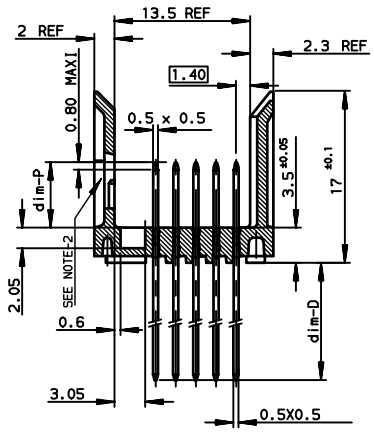

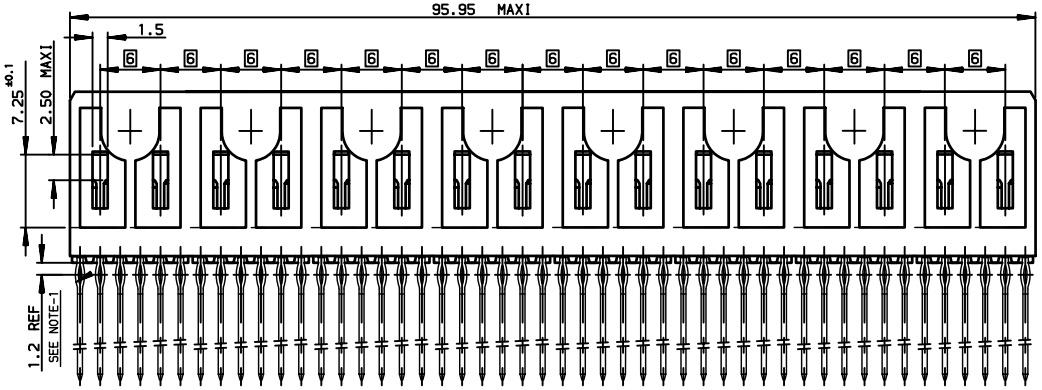

LAYOUT FOR P.C.B

(PER 12mm LENGTH)

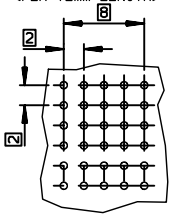

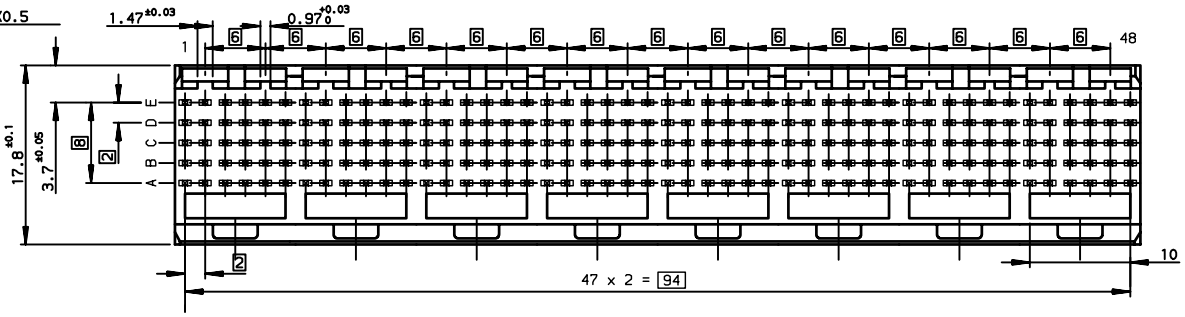

NOTE-1: "EYE OF THE NEEDLE"PRESS-FIT PIN TYPE
NOTE-2: CAVITY FOR CODING KEY MOUNTING AND CABLE CONNECTOR LATCH.
NOTE-3: INSERTION TOOLING ON PCB,SEE DRAWING REF C-8626-1002
NOTE-4: IF SUFFIX "P" IS ADDED IN P/N, PACKAGING IS IN TRAYS
BUT CONNECTOR MARKING IS WITHOUT "P"
EXAMPLE:HM1W54xyR000H6P MARKED HM1W54xyR000H6
NOTE-5: P.C.B HOLES DEFINITION - SEE GS-12-445

TIN LEAD PART NUMBER HM1W54xyR000H6

LEAD FREE PART NUMBER HM1W54xyR000H6LF

Replace x by (dim-P ±0.10)	ROW-A	ROW-B	ROW-C	ROW-D	ROW-E
A =	5.00	5.00	5.00	5.00	5.00
B =	6.50	5.00	5.00	5.00	5.00
C =	6.50	5.75	5.75	6.50	5.75
D =	6.50	6.50	6.50	6.50	6.50
E =	5.75	7.25	5.75	5.75	5.75
L =	5.75	5.75	5.75	5.75	5.75
M =	7.25	7.25	7.25	7.25	7.25
N =	8.00	8.00	8.00	8.00	8.00

Replace y by
P if dim-D = 4.25±0.25
K if dim-D = 11.8±0.25
V if dim-D = 13.6±0.25
L if dim-D = 15.6±0.25
N if dim-D = 17.0±0.25

GENERAL CHARACTERISTICS AND ROHS INFORMATIONS:

SEE PRODUCT SPECIFICATION GS-12-445

European Views

www.fciconnect.com

surface ISO 1302 | tolerance std ISO 406 ISO 1101 | projection | mm

TOLERANCES UNLESS OTHERWISE SPECIFIED

Dr	CHAMPION	12/12/35	ANGULAR 0.XX° ±2°	LINEAR 0.X	±0.1	size A3
Eng	LENOIR	1991/07/30		0.XX	±0.1	Scale 2
Chr	LEGARE	1991/07/30		0.XXX	±0.1	ECN LS07-0012
Appr	LEGARE	1991/07/30	Product family		METRAL	Spec ref -

title: METRAL STRAIGHT HEADER-240 WAY
PRESS-FIT/ WIDE BODY

dwg no C-8626-0036 Rev. M

catalog no -

CUSTOMER sheet 1 of 1

rev	ecn no	dr	date
J	-	PER	2001/04/17
K	LS05-004	MLE	2005/02/14
L	LS06-0097	LGO	2006/07/12
M	LS07-0012	MLE	2007/03/23
-	-	-	-
-	-	-	-
-	-	-	-

REV F - 2006-04-17

Copyright FCI.

PDM: Rev:M STATUS:Released Printed: Jan 06, 2010