

## Cree® Screen Master® 4-mm Oval LED C4SMT-RJS/GJS/BJS



### PRODUCT DESCRIPTION

The oval LED is specifically designed for variable-message signs and full-color video screens and billboards. The C4SMT family has been optimized to have its brightest point at 20° below the horizon. This is ideal for screen installations where the viewing audience is below the screen. The oval-shaped radiation pattern and high luminous intensity ensure that these devices are excellent for wide-field-of-view outdoor applications where a wide viewing angle and readability in sunlight are essential.

These lamps are made with an advanced optical-grade epoxy that offers superior high-temperature and high-moisture-resistance performance in outdoor signal and sign applications. The encapsulation resin contains anti-UV material in order to reduce the effects of long-term exposure to direct sunlight.

### FEATURES

- Size (mm): 4
- Color and Typical Dominant Wavelength:  
Red (621nm)  
Green(527nm)  
Blue(470nm)
- Peak Luminous Intensity (mcd)  
C4SMT-RJS: (770-3000)  
C4SMT-GJS: (1520-5860)  
C4SMT-BJS: (390-1520)
- Lead - Free
- RoHS Compliant

### APPLICATIONS

- Electronic Signs & Signals (ESS)
- Full Color video screen
- Motorway Signs
- Variable Message Sign (VMS)
- Advertising signs
- Petrol Signs

## ABSOLUTE MAXIMUM RATINGS ( $T_A = 25^\circ\text{C}$ )

Items	Symbol	Absolute Maximum Rating		Unit
		Red	Blue and Green	
Forward Current	$I_F$	50 <sup>Note1</sup>	35	mA
Peak Forward Current <sup>Note2</sup>	$I_{FP}$	200	100	mA
Reverse Voltage	$V_R$	5	5	V
Power Dissipation	$P_D$	130	140	mW
Operation Temperature	$T_{opr}$	-40 ~ +95		$^\circ\text{C}$
Storage Temperature	$T_{stg}$	-40 ~ +100		$^\circ\text{C}$
Lead Soldering Temperature	$T_{sol}$	Max. 260 $^\circ\text{C}$ for 3 sec. max. (3 mm from the base of the epoxy bulb)		
Electrostatic Discharge Classification (MIL-STD-883E)	ESD	Class 2		

### Note:

- For long term performance the drive currents between 10mA and 30mA are recommended. Please contact CREE sales representative for more information on recommended drive conditions.
- Pulse width  $\leq 0.1$  msec, duty  $\leq 1/10$ .

## TYPICAL ELECTRICAL & OPTICAL CHARACTERISTICS ( $T_A = 25^\circ\text{C}$ )

Characteristics	Color	Symbol	Condition	Unit	Minimum	Typical	Maximum
Forward Voltage	Red	$V_F$	$I_F = 20$ mA	V		2.0	2.6
	Green	$V_F$	$I_F = 20$ mA	V		3.4	3.8
	Blue	$V_F$	$I_F = 20$ mA	V		3.2	3.8
Reverse Current	Red	$I_R$	$V_R = 5$ V	$\mu\text{A}$			100
	Blue/Green	$I_R$	$V_R = 5$ V	$\mu\text{A}$			100
Dominant Wavelength	Red	$\lambda_D$	$I_F = 20$ mA	nm	619	621	624
	Green	$\lambda_D$	$I_F = 20$ mA	nm	520	527	535
	Blue	$\lambda_D$	$I_F = 20$ mA	nm	460	470	475
Peak Luminous Intensity at $-20^\circ$ <sup>Note3</sup>	Red	$I_V$	$I_F = 20$ mA	mcd	770	1700	
	Green	$I_V$	$I_F = 20$ mA	mcd	1520	3500	
	Blue	$I_V$	$I_F = 20$ mA	mcd	390	1000	
Luminous Intensity at $-0^\circ$ <sup>Note4</sup>	Red	$I_V$	$I_F = 20$ mA	mcd	550	1000	
	Green	$I_V$	$I_F = 20$ mA	mcd	1100	2100	
	Blue	$I_V$	$I_F = 20$ mA	mcd	280	600	

### Note:

- Luminous intensity sorting based on the peak data at  $-20^\circ$ .
- This luminous intensity data got along the mechanical axis of oval lamp.

## INTENSITY BIN LIMIT ( $I_F = 20 \text{ mA}$ ) INTENSITY MEASUREMENT AT -20 DEGREES

Red: C4SMT-RJS

Bin Code	Sub-bin	Min. (mcd)	Max. (mcd)
S0	S1	770	852
	S2	852	934
	S3	934	1017
	S4	1017	1100
T0	T1	1100	1205
	T2	1205	1310
	T3	1310	1415
	T4	1415	1520
U0	U1	1520	1672
	U2	1672	1824
	U3	1824	1976
	U4	1976	2130
V0	V1	2130	2347
	V2	2347	2564
	V3	2564	2781
	V4	2781	3000

Green: C4SMT-GJS

Bin Code	Sub-bin	Min. (mcd)	Max. (mcd)
U0	U1	1520	1672
	U2	1672	1824
	U3	1824	1976
	U4	1976	2130
V0	V1	2130	2347
	V2	2347	2564
	V3	2564	2781
	V4	2781	3000
W0	W1	3000	3295
	W2	3295	3590
	W3	3590	3885
	W4	3885	4180
X0	X1	4180	4600
	X2	4600	5020
	X3	5020	5440
	X4	5440	5860

Blue: C4SMT-BJS

Bin Code	Sub-bin	Min. (mcd)	Max. (mcd)
Q0	Q1	390	430
	Q2	430	470
	Q3	470	510
	Q4	510	550
R0	R1	550	605
	R2	605	660
	R3	660	715
	R4	715	770
S0	S1	770	852
	S2	852	934
	S3	934	1017
	S4	1017	1100
T0	T1	1100	1205
	T2	1205	1310
	T3	1310	1415
	T4	1415	1520

- Tolerance of measurement of luminous intensity is  $\pm 15\%$

## COLOR BIN LIMIT ( $I_F = 20 \text{ mA}$ )

Red

Bin Code	Min.(nm)	Max.(nm)
RB	619	624

Green

Bin Code	Min.(nm)	Max.(nm)
G7	520	525
G8	525	530
G9	530	535

Blue

Bin Code	Min.(nm)	Max.(nm)
B3	460	465
B4	465	470
B5	470	475

- Tolerance of measurement of dominant wavelength is  $\pm 1 \text{ nm}$

## ORDER CODE TABLE\*

### C4SMT

Color	Kit Number	Luminous Intensity (mcd)		Dominant Wavelength				Pack- age
		Min.	Max.	Color Bin	Min. (nm)	Color Bin	Max. (nm)	
Red	C4SMT-RJS-CS0V0BB1	770	3000	RB	619	RB	624	Bulk
Red	C4SMT-RJS-CT14QBB1	Any 4 consecutive sub-bins: T1 (1100) - U2 (1824)		RB	619	RB	624	Bulk
Red	C4SMT-RJS-CT34QBB1	Any 4 consecutive sub-bins: T3 (1310) - U4 (2130)		RB	619	RB	624	Bulk
Red	C4SMT-RJS-CU14QBB1	Any 4 consecutive sub-bins: U1 (1520) - V2 (2564)		RB	619	RB	624	Bulk
Red	C4SMT-RJS-CU34QBB1	Any 4 consecutive sub-bins: U3 (1824) - V4 (3000)		RB	619	RB	624	Bulk
Red	C4SMT-RJS-CS0V0BB2	770	3000	RB	619	RB	624	Ammo
Red	C4SMT-RJS-CT14QBB2	Any 4 consecutive sub-bins: T1 (1100) - U2 (1824)		RB	619	RB	624	Ammo
Red	C4SMT-RJS-CT34QBB2	Any 4 consecutive sub-bins: T3 (1310) - U4 (2130)		RB	619	RB	624	Ammo
Red	C4SMT-RJS-CU14QBB2	Any 4 consecutive sub-bins: U1 (1520) - V2 (2564)		RB	619	RB	624	Ammo
Red	C4SMT-RJS-CU34QBB2	Any 4 consecutive sub-bins: U3 (1824) - V4 (3000)		RB	619	RB	624	Ammo

Color	Kit Number	Luminous Intensity (mcd)		Dominant Wavelength				Pack- age
		Min.	Max.	Color Bin	Min. (nm)	Color Bin	Max. (nm)	
Green	C4SMT-GJS-CU0X0791	1520	5860	G7	520	G9	535	Bulk
Green	C4SMT-GJS-CV24Q7S1	Any 4 consecutive sub-bins: V2 (2347) - W3 (3885)		Any 1 color bin from G7 (520) to G9 (535)				Bulk
Green	C4SMT-GJS-CV24Q7T1	Any 4 consecutive sub-bins: V2 (2347) - W3 (3885)		Any 1 color bin from G7 (520) to G8 (530)				Bulk
Green	C4SMT-GJS-CV44Q7S1	Any 4 consecutive sub-bins: V4 (2781) - X1 (4600)		Any 1 color bin from G7 (520) to G9 (535)				Bulk
Green	C4SMT-GJS-CV44Q7T1	Any 4 consecutive sub-bins: V4 (2781) - X1 (4600)		Any 1 color bin from G7 (520) to G8 (530)				Bulk
Green	C4SMT-GJS-CW24Q7S1	Any 4 consecutive sub-bins: W2 (3295) - X3 (5440)		Any 1 color bin from G7 (520) to G9 (535)				Bulk
Green	C4SMT-GJS-CW24Q7T1	Any 4 consecutive sub-bins: W2 (3295) - X3 (5440)		Any 1 color bin from G7 (520) to G8 (530)				Bulk
Green	C4SMT-GJS-CU0X0792	1520	5860	G7	520	G9	535	Ammo
Green	C4SMT-GJS-CV24Q7S2	Any 4 consecutive sub-bins: V2 (2347) - W3 (3885)		Any 1 color bin from G7 (520) to G9 (535)				Ammo
Green	C4SMT-GJS-CV24Q7T2	Any 4 consecutive sub-bins: V2 (2347) - W3 (3885)		Any 1 color bin from G7 (520) to G8 (530)				Ammo
Green	C4SMT-GJS-CV44Q7S2	Any 4 consecutive sub-bins: V4 (2781) - X1 (4600)		Any 1 color bin from G7 (520) to G9 (535)				Ammo
Green	C4SMT-GJS-CV44Q7T2	Any 4 consecutive sub-bins: V4 (2781) - X1 (4600)		Any 1 color bin from G7 (520) to G8 (530)				Ammo
Green	C4SMT-GJS-CW24Q7S2	Any 4 consecutive sub-bins: W2 (3295) - X3 (5440)		Any 1 color bin from G7 (520) to G9 (535)				Ammo
Green	C4SMT-GJS-CW24Q7T2	Any 4 consecutive sub-bins: W2 (3295) - X3 (5440)		Any 1 color bin from G7 (520) to G8 (530)				Ammo

## ORDER CODE TABLE\*

Color	Kit Number	Luminous Intensity (mcd)		Dominant Wavelength				Pack- age
		Min.	Max.	Color Bin	Min. (nm)	Color Bin	Max. (nm)	
Blue	C4SMT-BJS-CQ0T0351	390	1520	B3	460	B5	475	Bulk
Blue	C4SMT-BJS-CR34Q3T1	Any 4 consecutive sub-bins: R3 (660) - S4 (1100)		Any 1 color bin from B3 (460) to B4 (470)				Bulk
Blue	C4SMT-BJS-CR34Q4T1	Any 4 consecutive sub-bins: R3 (660) - S4 (1100)		Any 1 color bin from B4 (465) to B5 (475)				Bulk
Blue	C4SMT-BJS-CS14Q3T1	Any 4 consecutive sub-bins: S1 (770) - T2 (1310)		Any 1 color bin from B3 (460) to B4 (470)				Bulk
Blue	C4SMT-BJS-CS14Q4T1	Any 4 consecutive sub-bins: S1 (770) - T2 (1310)		Any 1 color bin from B4 (465) to B5 (475)				Bulk
Blue	C4SMT-BJS-CS34Q3T1	Any 4 consecutive sub-bins: S3 (934) - T4(1520)		Any 1 color bin from B3 (460) to B4 (470)				Bulk
Blue	C4SMT-BJS-CS34Q4T1	Any 4 consecutive sub-bins: S3 (934) - T4(1520)		Any 1 color bin from B4 (465) to B5 (475)				Bulk
Blue	C4SMT-BJS-CQ0T0352	390	1520	B3	460	B5	475	Ammo
Blue	C4SMT-BJS-CR34Q3T2	Any 4 consecutive sub-bins: R3 (660) - S4 (1100)		Any 1 color bin from B3 (460) to B4 (470)				Ammo
Blue	C4SMT-BJS-CR34Q4T2	Any 4 consecutive sub-bins: R3 (660) - S4 (1100)		Any 1 color bin from B4 (465) to B5 (475)				Ammo
Blue	C4SMT-BJS-CS14Q3T2	Any 4 consecutive sub-bins: S1 (770) - T2 (1310)		Any 1 color bin from B3 (460) to B4 (470)				Ammo
Blue	C4SMT-BJS-CS14Q4T2	Any 4 consecutive sub-bins: S1 (770) - T2 (1310)		Any 1 color bin from B4 (465) to B5 (475)				Ammo
Blue	C4SMT-BJS-CS34Q3T2	Any 4 consecutive sub-bins: S3 (934) - T4(1520)		Any 1 color bin from B3 (460) to B4 (470)				Ammo
Blue	C4SMT-BJS-CS34Q4T1	Any 4 consecutive sub-bins: S3 (934) - T4(1520)		Any 1 color bin from B4 (465) to B5 (475)				Ammo

### Notes:

1. The above kit numbers represent order codes that include multiple intensity-bin and color-bin codes. Only one intensity-sub-bin code and one color-bin code will be shipped on each reel. Selected single intensity-bin, single color-bin codes will be orderable in certain quantities. For example, any four consecutive sub-bins from V1 to W2 mean only one intensity bin with four sub-bins of the following brightness ranges (V1-V4, V2-W1, V3-W2) will be shipped by Cree. For example, any one-color bin from G7 to G9 means only one color bin (G7 or G8 or G9) will be shipped by Cree.
2. Please refer to the "Cree LED Lamp Reliability Test Standards" document for reliability test conditions.
3. Please refer to the "Cree LED Lamp Soldering & Handling" document for information about how to use this LED product safely.

## GRAPHS

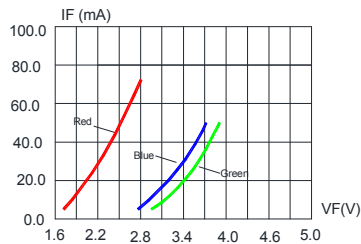


FIG.1 FORWARD CURRENT VS. FORWARD VOLTAGE.

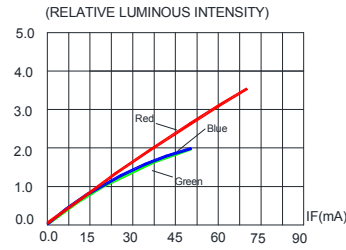


FIG.2 RELATIVE LUMINOUS INTENSITY VS. FORWARD CURRENT

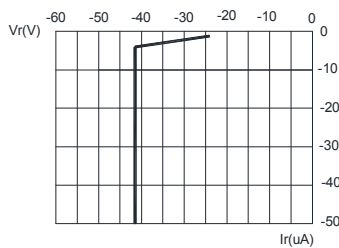


FIG.3a RED REVERSE CURRENT VS. REVERSE VOLTAGE.

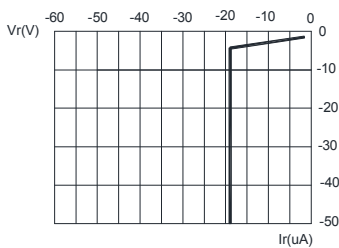


FIG.3b BLUE & GREEN REVERSE CURRENT VS. REVERSE VOLTAGE.

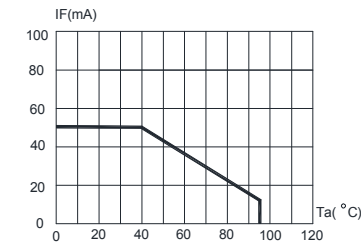


FIG.4a RED MAXIMUM FORWARD DC CURRENT VS AMBIENT TEMPERATURE ( $T_{jmax}=105^{\circ}\text{C}$ )

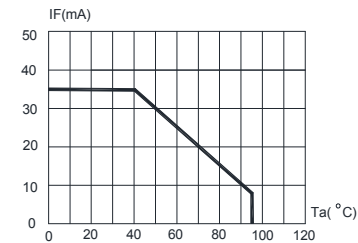


FIG.4b BLUE & GREEN MAXIMUM FORWARD DC CURRENT VS AMBIENT TEMPERATURE ( $T_{jmax}=105^{\circ}\text{C}$ )

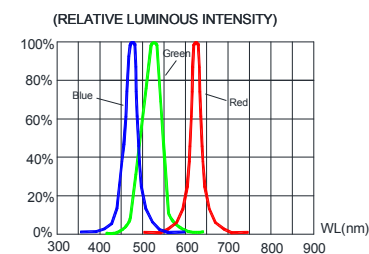


FIG.5 RELATIVE LUMINOUS INTENSITY VS. WAVELENGTH.

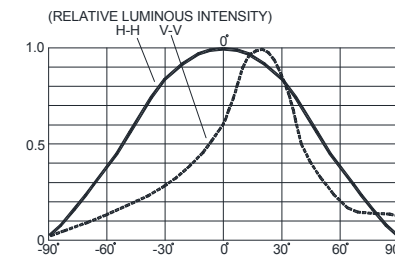


FIG.6a RED & BLUE&GREEN FAR FIELD PATTERN

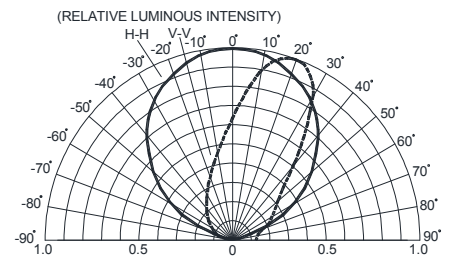


FIG.6b RED & BLUE&GREEN FAR FIELD PATTERN

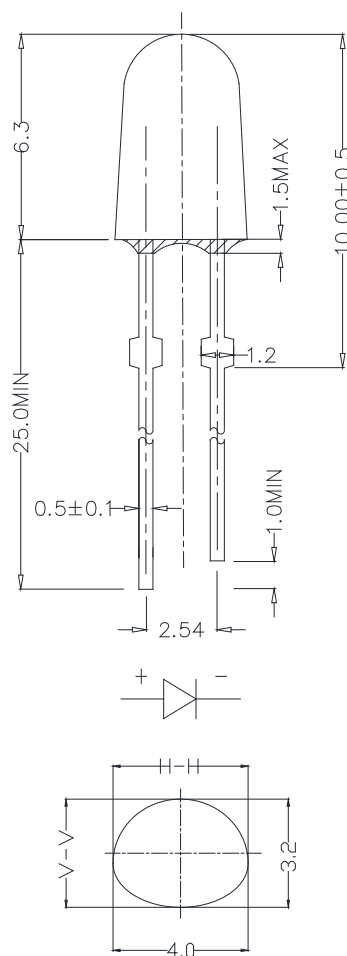
The above data are collected from statistical figures that do not necessarily correspond to the actual parameters of each single LED. Hence, these data will be changed without further notice.

## MECHANICAL DIMENSIONS

All dimensions are in mm. Tolerance is  $\pm 0.25$  mm unless otherwise noted.

An epoxy meniscus may extend about 1.5 mm down the leads.

Burr around bottom of epoxy may be 0.5 mm max.



## NOTES

### RoHS Compliance

The levels of environmentally sensitive, persistent biologically toxic (PBT), persistent organic pollutants (POP), or otherwise restricted materials in this product are below the maximum concentration values (also referred to as the threshold limits) permitted for such substances, or are used in an exempted application, in accordance with EU Directive 2002/95/EC on the restriction of the use of certain hazardous substances in electrical and electronic equipment (RoHS), as amended through April 21, 2006.

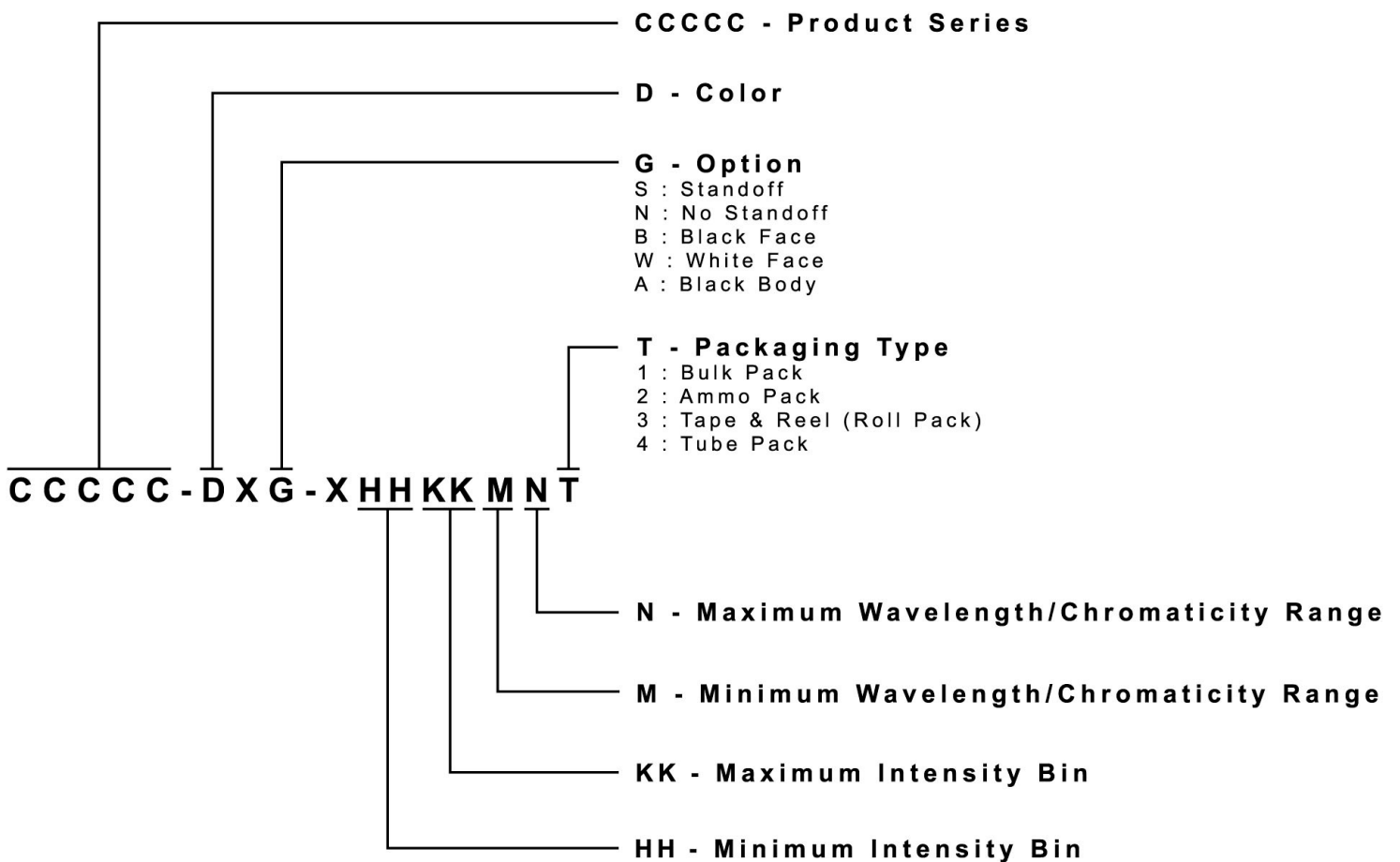
### Vision Advisory Claim

Users should be cautioned not to stare at the light of this LED product. The bright light can damage the eye.

## KIT NUMBER SYSTEM

All dimensions in mm. Cree LED lamps are tested and sorted into performance bins. A bin is specified by ranges of color, forward voltage, and brightness. Sorted LEDs are packaged for shipping in various convenient options. Please refer to the "Cree LED Lamp Packaging Standard" document for more information about shipping and packaging options.

Cree LEDs are sold by order codes in combinations of bins called kits. Order codes are configured in the following manner:



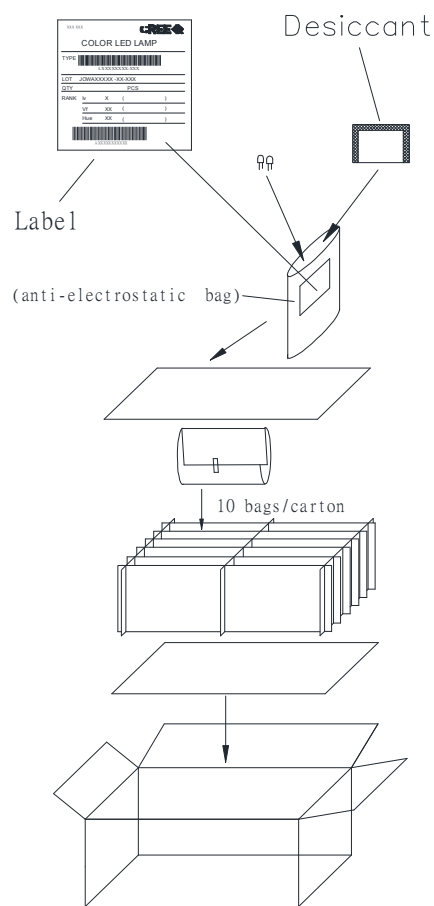


## PACKAGING

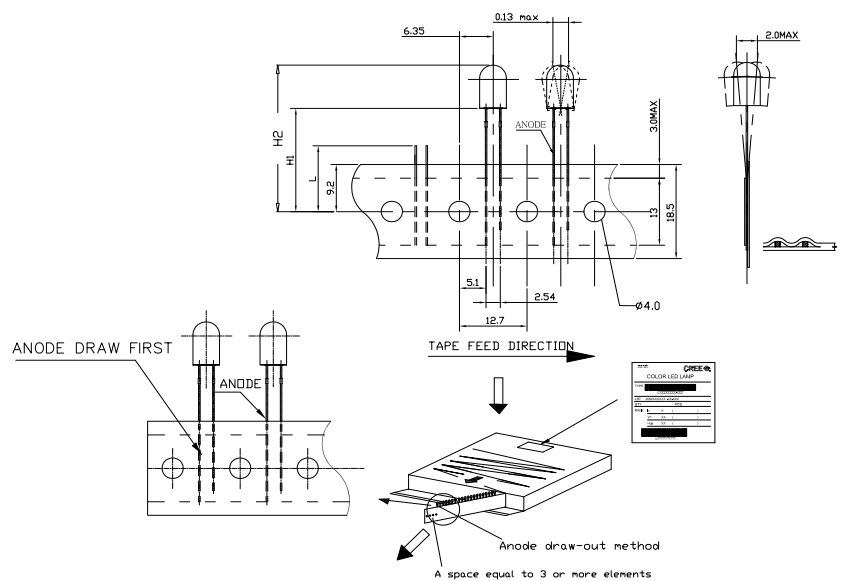
### Features:

- The LEDs are packed in cardboard boxes after packaging in normal or anti-electrostatic bags.
- Cardboard boxes will be used to protect the LEDs from mechanical shock during transportation.
- The boxes are not water resistant, and they must be kept away from water and moisture.
- The Bulk Pack types of packaging.
- Max 1000 pcs per bulk and Max 3000 pcs per ammo.

### Bulk Pack Packaging Type:



### Ammo Pack Packaging Type:



# AMEYA360

Components Supply Platform

Authorized Distribution Brand :



Website :

Welcome to visit [www.ameya360.com](http://www.ameya360.com)

Contact Us :

➤ Address :

401 Building No.5, JiuGe Business Center, Lane 2301, Yishan Rd  
Minhang District, Shanghai , China

➤ Sales :

Direct      +86 (21) 6401-6692  
Email        amall@ameya360.com  
QQ            800077892  
Skype        ameyasales1 ameyasales2

➤ Customer Service :

Email        service@ameya360.com

➤ Partnership :

Tel            +86 (21) 64016692-8333  
Email        mkt@ameya360.com