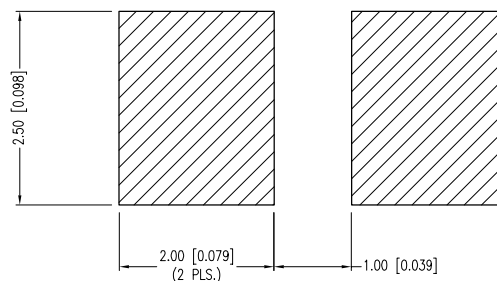


RECOMMENDED SOLDER PAD LAYOUT



PART NUMBER	CCL-CRS10Y	REV.	H
DATE	E.C.N. NUMBER AND REVISION COMMENTS		REV.
04.27.93	REDRAWN.		A
03.01.96	E.C.N. #10131.		B
10.02.98	E.C.N. #10390 #10BRDR. & REDRAWN.		C
12.11.98	E.C.N. #10484. ADDED SOLDER SPECS.		D
01.12.01	E.C.N. #10695. & REDRAWN IN 3D.		E
03.14.03	E.C.N. #10967.		F
12.01.06	E.C.N. #11148.		G
06.17.11	E.C.N. #10BRDR. & REDRAWN/#11730.		H

ELECTRO-OPTICAL CHARACTERISTICS TA =25°C If=20mA

PARAMETER	MIN	TYP.	MAX	UNITS	TEST COND
PEAK WAVELENGTH		585		nm	
FORWARD VOLTAGE		2.1	2.5	Vf	
REVERSE VOLTAGE	4.0			Vr	Ir=100μA
AXIAL INTENSITY		8		mcd	If=20mA
VIEWING ANGLE		180		2x theta	
EMITTED COLOR:	YELLOW				
EPOXY LENS FINISH:	WATER CLEAR				

LIMITS OF SAFE OPERATION AT 25°C

PARAMETER	MAX	UNITS
PEAK FORWARD CURRENT*	100	mA
STEADY CURRENT	30	mA
POWER DISSIPATION	70	mW
DERATE FROM 25°C	-.33	mW/°C
OPERATING TEMP.	-30 TO +75	°C
STORAGE TEMP.	-40 TO +85	°C

* t<10μS

SOLDER HEAT PROOF TEST:	DIPPING FOR 5 SEC. AT 250°C, 2 TIMES.
THERMAL SHOCK TEST:	15 MIN. AT +90°C, AND 15 MIN. AT -30°C, 25 CYCLES.
VIBRATION TEST:	50Hz, FULL AMPLITUDE WIDTH; 1.5mm, 2 HOURS VERTICALLY AND HORIZONTALLY, RESPECTIVELY.
MOISTURE TEST:	Ta=60°C, Rh=90%, 1,000 HOURS.
IRON SOLDERING:	20W IRON (SHARP TIP), 280-320°C, 5 SEC. MAX.,
SOLDER DIP METHOD:	TEMP. IS 240-260°C AND TIME IS WITHIN 10 SEC.
RE-FLOW SOLDERING:	SEE CHART.

H F CAUTION: MOISTURE SENSITIVE DEVICE
PER JEDEC LEVEL 2A STANDARDS

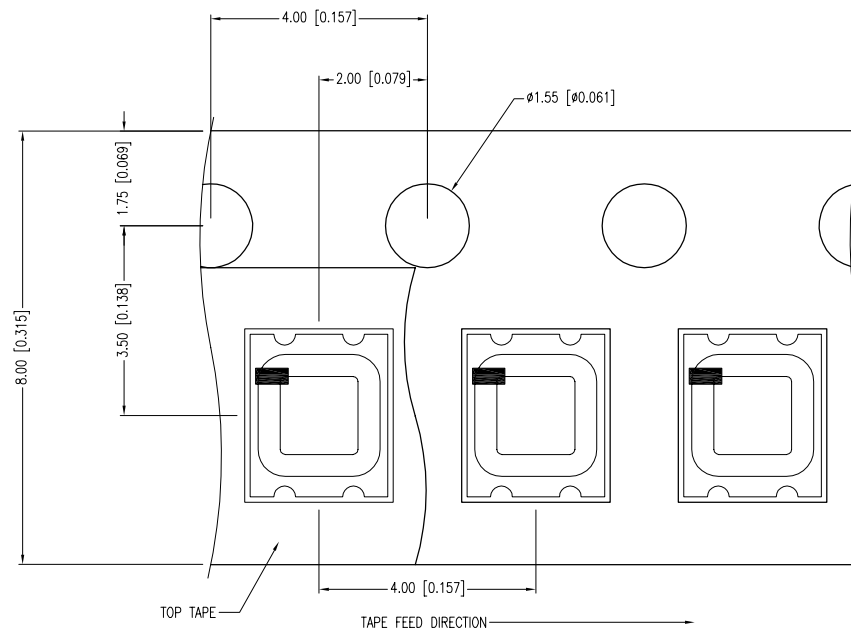
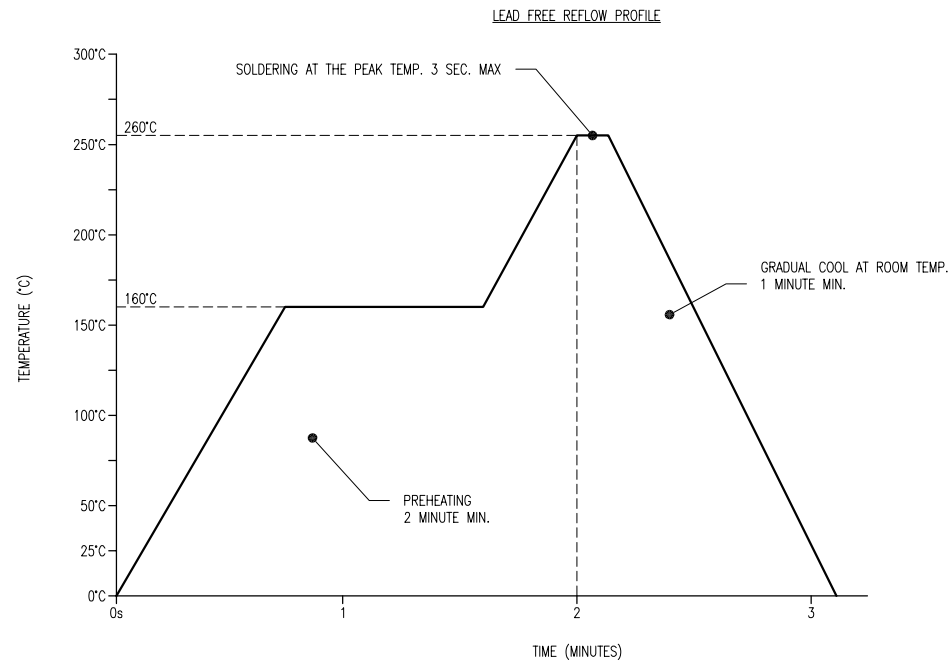
*UNLESS OTHERWISE SPECIFIED TOLERANCES PER DECIMAL PRECISION ARE: X=±1 (±0.039), X.X=±0.5 (±0.020), X.XX=±0.25 (±0.010), X.XXX=±0.127 (±0.005). LEAD SIZE=±0.05 (±0.002), LEAD LENGTH=±0.75 (±0.030). MIN.= +DECIMAL PRECISION MAX.= +0.00 -DECIMAL PRECISION

3.0mm x 2.5mm CERAMIC SURFACE MOUNT LED, 590nm SUPER YELLOW LED, WATER CLEAR LENS.

THE SPECIFICATIONS MAY CHANGE AT ANY TIME WITHOUT NOTICE DUE TO NEW MATERIALS OR PRODUCT IMPROVEMENT.

CONFIDENTIAL INFORMATION
THE INFORMATION CONTAINED IN THIS DOCUMENT IS THE PROPERTY OF LUMEX INC. EXCEPT AS SPECIFICALLY AUTHORIZED IN WRITING BY LUMEX INC., THE HOLDER OF THIS DOCUMENT SHALL KEEP ALL INFORMATION CONTAINED HEREIN CONFIDENTIAL AND SHALL PROTECT SAME IN WHOLE OR IN PART FROM DISCLOSURE AND DISSEMINATION TO ALL THIRD PARTIES.

DATE:	06.17.11	DRAWN BY:	AB
PAGE:	1 OF 2	CHKD BY:	KF
SCALE:	NTS	APRVD BY:	SS
UNIT:	mm [INCH]		Ⓟ

NOTES:

1. PART SUPPLIED ON SUPER 8 TAPE AND REEL, 3,000 PIECES PER REEL.
2. THE CATHODE IS ORIENTED TOWARDS THE TAPE SPROCKET HOLE.
3. WHITE CERAMIC CARRIER.

*UNLESS OTHERWISE SPECIFIED TOLERANCES PER DECIMAL PRECISION ARE: X=±1 (±0.039), X.X=±0.5 (±0.020), X.XX=±0.25 (±0.010), X.XXX=±0.127 (±0.005). LEAD SIZE=±0.05 (±0.002), LEAD LENGTH=±0.75 (±0.030). MIN.= ^{+0.00}DECIMAL PRECISION _{-0.00}DECIMAL PRECISION

UNCONTROLLED DOCUMENT



290 E. HELEN ROAD
PALATINE, IL 60067-6976
PHONE: +1.847.359.2790
FAX: +1.847.359.6538
WEB: WWW.LUMEX.COM

3.0mm x 2.5mm CERAMIC SURFACE MOUNT LED, 590nm SUPER YELLOW LED, WATER CLEAR LENS.

THE SPECIFICATIONS MAY CHANGE AT ANY TIME WITHOUT NOTICE DUE TO NEW MATERIALS OR PRODUCT IMPROVEMENT.

CONFIDENTIAL INFORMATION

THE INFORMATION CONTAINED IN THIS DOCUMENT IS THE PROPERTY OF LUMEX INC. EXCEPT AS SPECIFICALLY AUTHORIZED IN WRITING BY LUMEX INC., THE HOLDER OF THIS DOCUMENT SHALL KEEP ALL INFORMATION CONTAINED HEREIN CONFIDENTIAL AND SHALL PROTECT SAME IN WHOLE OR IN PART FROM DISCLOSURE AND DISSEMINATION TO ALL THIRD PARTIES.

DATE:	06.17.11	DRAWN BY:	AB
PAGE:	2 OF 2	CHKD BY:	KF
SCALE:	NTS	APRVD BY:	SS
UNIT:	mm [INCH]		Ⓟ

Mouser Electronics

Authorized Distributor

Click to View Pricing, Inventory, Delivery & Lifecycle Information:

Lumex:

CCL-CRS10Y