

## Feed-through terminal block - QTC 2,5 BU - 3206429

Please be informed that the data shown in this PDF Document is generated from our Online Catalog. Please find the complete data in the user's documentation. Our General Terms of Use for Downloads are valid (<http://phoenixcontact.com/download>)




Feed-through terminal block, connection method: Quick connection, number of connections: 2, cross section: 0.5 mm² - 2.5 mm², AWG: 20 - 14, width: 6.2 mm, color: blue, mounting type: NS 35/7,5, NS 35/15

### Why buy this product

- ☒ Compact design
- ☒ Tested for railway applications



### Key Commercial Data

|                                      |   |
|--------------------------------------|---|
| Packing unit                         | 1 STK   |
| Minimum order quantity               | 50 STK  |
| GTIN                                 | <br>4 017918 976040 |
| GTIN                                 | 4017918976040   |
| Weight per Piece (excluding packing) | 10.200 g  |
| Custom tariff number                 | 85369010  |
| Country of origin                    | China   |

### Technical data

#### General

|                       |         |
|-----------------------|---------|
| Number of levels      | 1       |
| Number of connections | 2       |
| Potentials            | 1       |
| Nominal cross section | 2.5 mm² |
| Color                 | blue    |
| Insulating material   | PA      |

# Feed-through terminal block - QTC 2,5 BU - 3206429

## Technical data

### General

|   |   |
|---|---|
| Flammability rating according to UL 94  | V0  |
| Area of application   | Railway industry  |
|   | Machine building  |
|   | Plant engineering   |
|   | Process industry  |
| Rated surge voltage   | 8 kV  |
| Degree of pollution   | 3   |
| Overvoltage category  | III   |
| Insulating material group   | I   |
| Maximum power dissipation for nominal condition   | 0.77 W  |
| Ambient temperature (actuation)   | -10 °C ... 90 °C  |
| Maximum load current  | 24 A (with a 2.5 mm <sup>2</sup> conductor cross section) |
| Nominal current I <sub>N</sub>  | 24 A  |
| Nominal voltage U <sub>N</sub>  | 800 V   |
| Open side panel   | Yes   |
| Shock protection test specification   | DIN EN 50274 (VDE 0660-514):2002-11                       |
| Back of the hand protection   | guaranteed  |
| Finger protection   | guaranteed  |
| Result of surge voltage test  | Test passed   |
| Surge voltage test setpoint   | 9.8 kV  |
| Result of power-frequency withstand voltage test  | Test passed   |
| Power frequency withstand voltage setpoint  | 2 kV  |
| Result of the test for mechanical stability of terminal points (5 x conductor connection) | Test passed   |
| Result of bending test  | Test passed   |
| Bending test rotation speed   | 10 rpm  |
| Bending test turns  | 135   |
| Bending test conductor cross section/weight   | 0.5 mm <sup>2</sup> / 0.3 kg                              |
|   | 2.5 mm <sup>2</sup> / 0.7 kg                              |
| Tensile test result   | Test passed   |
| Conductor cross section tensile test  | 0.5 mm <sup>2</sup>                                       |
| Tractive force setpoint   | 20 N  |
| Conductor cross section tensile test  | 2.5 mm <sup>2</sup>                                       |
| Tractive force setpoint   | 50 N  |
| Result of tight fit on support  | Test passed   |
| Tight fit on carrier  | NS 35   |
| Setpoint  | 1 N   |

# Feed-through terminal block - QTC 2,5 BU - 3206429

## Technical data

### General

|   |                       |
|---|-----------------------|
| Result of voltage-drop test   | Test passed           |
| Requirements, voltage drop  | $\leq 3.2 \text{ mV}$ |
| Result of temperature-rise test   | Test passed           |
| Short circuit stability result  | Test passed           |
| Conductor cross section short circuit testing                           | $2.5 \text{ mm}^2$    |
| Short-time current  | 0.3 kA                |
| Result of aging test  | Test passed           |
| Ageing test for screwless modular terminal block temperature cycles     | 192                   |
| Result of thermal test  | Test passed           |
| Proof of thermal characteristics (needle flame) effective duration      | 30 s                  |
| Relative insulation material temperature index (Elec., UL 746 B)        | 130 °C                |
| Temperature index of insulation material (DIN EN 60216-1 (VDE 0304-21)) | 130 °C                |
| Static insulating material application in cold                          | -60 °C                |
| Behavior in fire for rail vehicles (DIN 5510-2)                         | Test passed           |
| Flame test method (DIN EN 60695-11-10)                                  | V0                    |
| Oxygen index (DIN EN ISO 4589-2)  | >32 %                 |
| NF F16-101, NF F10-102 Class I  | 2                     |
| NF F16-101, NF F10-102 Class F  | 2                     |
| Surface flammability NFPA 130 (ASTM E 162)                              | passed                |
| Specific optical density of smoke NFPA 130 (ASTM E 662)                 | passed                |
| Smoke gas toxicity NFPA 130 (SMP 800C)                                  | passed                |
| Calorimetric heat release NFPA 130 (ASTM E 1354)                        | 28 MJ/kg              |
| Fire protection for rail vehicles (DIN EN 45545-2) R22                  | HL 1 - HL 3           |
| Fire protection for rail vehicles (DIN EN 45545-2) R23                  | HL 1 - HL 3           |
| Fire protection for rail vehicles (DIN EN 45545-2) R24                  | HL 1 - HL 3           |
| Fire protection for rail vehicles (DIN EN 45545-2) R26                  | HL 1 - HL 3           |

### Dimensions

|                  |         |
|------------------|---------|
| Width            | 6.2 mm  |
| End cover width  | 2.2 mm  |
| Length           | 62.6 mm |
| Height NS 35/7,5 | 39.3 mm |
| Height NS 35/15  | 46.8 mm |

### Connection data

|                                    |                    |
|------------------------------------|--------------------|
| Connection method                  | Quick connection   |
| Connection in acc. with standard   | IEC 60947-7-1      |
| Conductor cross section solid min. | $0.5 \text{ mm}^2$ |

## Feed-through terminal block - QTC 2,5 BU - 3206429

### Technical data

#### Connection data

|   |                     |
|---|---------------------|
| Conductor cross section solid max.  | 2.5 mm <sup>2</sup> |
| Conductor cross section AWG min.  | 20                  |
| Conductor cross section AWG max.  | 14                  |
| Conductor cross section flexible min.                                       | 0.5 mm <sup>2</sup> |
| Conductor cross section flexible max.                                       | 2.5 mm <sup>2</sup> |
| Min. AWG conductor cross section, flexible                                  | 20                  |
| Max. AWG conductor cross section, flexible                                  | 14                  |
| Connection in acc. with standard  | IEC/EN 60079-7      |
| Conductor cross section solid min.  | 0.5 mm <sup>2</sup> |
| Conductor cross section solid max.  | 2.5 mm <sup>2</sup> |
| Conductor cross section AWG min.  | 20                  |
| Conductor cross section AWG max.  | 14                  |
| Conductor cross section flexible min.                                       | 0.5 mm <sup>2</sup> |
| Conductor cross section flexible max.                                       | 2.5 mm <sup>2</sup> |
| Material wire insulation  | PVC / PE            |
| Structure of individual litz in acc. with VDE 0295 / smallest wire diameter | VDE 0295 Cl.1-5     |
| Max. wire diameter incl. insulation   | 3.8 mm              |

#### Standards and Regulations

|  |               |
|--|---------------|
| Connection in acc. with standard       | CSA           |
|  | IEC 60947-7-1 |
| Flammability rating according to UL 94 | V0            |

#### Environmental Product Compliance

|            |   |
|------------|---|
| China RoHS | Environmentally friendly use period: unlimited = EFUP-e |
|            | No hazardous substances above threshold values          |

### Drawings

#### Circuit diagram



### Classifications

eCl@ss

|            |          |
|------------|----------|
| eCl@ss 4.0 | 27141130 |
| eCl@ss 4.1 | 27141130 |
| eCl@ss 5.0 | 27141130 |

## Feed-through terminal block - QTC 2,5 BU - 3206429

### Classifications

#### eCl@ss

|            |          |
|------------|----------|
| eCl@ss 5.1 | 27141130 |
| eCl@ss 6.0 | 27141120 |
| eCl@ss 7.0 | 27141120 |
| eCl@ss 8.0 | 27141120 |
| eCl@ss 9.0 | 27141120 |

#### ETIM

|          |          |
|----------|----------|
| ETIM 2.0 | EC000897 |
| ETIM 3.0 | EC000897 |
| ETIM 4.0 | EC000897 |
| ETIM 5.0 | EC000897 |
| ETIM 6.0 | EC000897 |

#### UNSPSC

|               |          |
|---------------|----------|
| UNSPSC 6.01   | 30211811 |
| UNSPSC 7.0901 | 39121410 |
| UNSPSC 11     | 39121410 |
| UNSPSC 12.01  | 39121410 |
| UNSPSC 13.2   | 39121410 |

### Approvals

#### Approvals

#### Approvals

CSA / UL Recognized / cUL Recognized / BV / ABS / NK / EAC / EAC / LR / DNV GL / cULus Recognized

#### Ex Approvals

IECEX / ATEX / EAC Ex


#### Approval details


|               |   |   |       |
|---------------|---|---|-------|
| CSA           |  | <a href="http://www.csagroup.org/services/testing-and-certification/certified-product-listing/">http://www.csagroup.org/services/testing-and-certification/certified-product-listing/</a> | 13631 |
|               | B   | C   |       |
| mm²/AWG/kcmil | 20-14   | 20-14   |       |

## Feed-through terminal block - QTC 2,5 BU - 3206429

### Approvals

|                                | B     | C     |
|--------------------------------|-------|-------|
| Nominal current I <sub>N</sub> | 15 A  | 15 A  |
| Nominal voltage U <sub>N</sub> | 600 V | 600 V |


|                                |       |       |   |   |              |
|--------------------------------|-------|-------|---|---|--------------|
| UL Recognized                  |       |       |  | <a href="http://database.ul.com/cgi-bin/XYV/template/LISEXT/1FRAME/index.htm">http://database.ul.com/cgi-bin/XYV/template/LISEXT/1FRAME/index.htm</a> | FILE E 60425 |
|                                | B     | C     |   |   |              |
| mm²/AWG/kcmil                  | 20-14 | 20-14 |   |   |              |
| Nominal current I <sub>N</sub> | 15 A  | 15 A  |   |   |              |
| Nominal voltage U <sub>N</sub> | 600 V | 600 V |   |   |              |


|                                |       |       |   |   |              |
|--------------------------------|-------|-------|---|---|--------------|
| cUL Recognized                 |       |       |  | <a href="http://database.ul.com/cgi-bin/XYV/template/LISEXT/1FRAME/index.htm">http://database.ul.com/cgi-bin/XYV/template/LISEXT/1FRAME/index.htm</a> | FILE E 60425 |
|                                | B     | C     |   |   |              |
| mm²/AWG/kcmil                  | 20-14 | 20-14 |   |   |              |
| Nominal current I <sub>N</sub> | 15 A  | 15 A  |   |   |              |
| Nominal voltage U <sub>N</sub> | 600 V | 600 V |   |   |              |

|    |   |   |             |
|----|---|---|-------------|
| BV |  | <a href="http://www.veristar.com/portal/veristarinfo/generalinfo/approved/approvedProducts/equipmentAndMaterials">http://www.veristar.com/portal/veristarinfo/generalinfo/approved/approvedProducts/equipmentAndMaterials</a> | 20148/A0 BV |
|----|---|---|-------------|

|     |   |   |                  |
|-----|---|---|------------------|
| ABS |  | <a href="http://www.eagle.org/eagleExternalPortalWEB/">http://www.eagle.org/eagleExternalPortalWEB/</a> | 16-HG1589079-PDA |
|-----|---|---|------------------|

|    |   |   |           |
|----|---|---|-----------|
| NK |  | <a href="http://www.classnk.or.jp/hp/en/">http://www.classnk.or.jp/hp/en/</a> | 09 ME 139 |
|----|---|---|-----------|

|     |   |               |
|-----|---|---------------|
| EAC |  | EAC-Zulassung |
|-----|---|---------------|

|     |   |                     |
|-----|---|---------------------|
| EAC |  | 7500651.22.01.00246 |
|-----|---|---------------------|

## Feed-through terminal block - QTC 2,5 BU - 3206429

### Approvals

|    |   |   |          |
|----|---|---|----------|
| LR |  | <a href="http://www.lr.org/en">http://www.lr.org/en</a> | 15/20023 |
|----|---|---|----------|

|        |   |            |
|--------|---|------------|
| DNV GL | <a href="http://exchange.dnv.com/tari/">http://exchange.dnv.com/tari/</a> | TAE000014H |
|--------|---|------------|

|                  |   |   |
|------------------|---|---|
| cULus Recognized |  | <a href="http://database.ul.com/cgi-bin/XYV/template/LISEXT/1FRAME/index.htm">http://database.ul.com/cgi-bin/XYV/template/LISEXT/1FRAME/index.htm</a> |
|------------------|---|---|

### Accessories

#### Accessories

##### DIN rail

DIN rail perforated - NS 35/ 7,5 PERF 2000MM - 0801733

DIN rail, material: steel galvanized and passivated with a thick layer, perforated, height 7.5 mm, width 35 mm, length: 2000 mm

DIN rail, unperforated - NS 35/ 7,5 UNPERF 2000MM - 0801681

DIN rail, material: Steel, unperforated, height 7.5 mm, width 35 mm, length: 2 m

DIN rail perforated - NS 35/ 7,5 WH PERF 2000MM - 1204119



DIN rail 35 mm (NS 35)

DIN rail - NS 35/ 7,5 WH UNPERF 2000MM - 1204122



DIN rail 35 mm (NS 35)

## Feed-through terminal block - QTC 2,5 BU - 3206429

### Accessories

DIN rail, unperforated - NS 35/ 7,5 AL UNPERF 2000MM - 0801704

DIN rail, unperforated, Width: 35 mm, Height: 7.5 mm, Length: 2000 mm, Color: silver

---

DIN rail perforated - NS 35/ 7,5 ZN PERF 2000MM - 1206421



DIN rail, material: Galvanized, perforated, height 7.5 mm, width 35 mm, length: 2 m

---

DIN rail, unperforated - NS 35/ 7,5 ZN UNPERF 2000MM - 1206434



DIN rail, material: Galvanized, unperforated, height 7.5 mm, width 35 mm, length: 2 m

---

DIN rail, unperforated - NS 35/ 7,5 CU UNPERF 2000MM - 0801762



DIN rail, material: Copper, unperforated, height 7.5 mm, width 35 mm, length: 2 m

---

End cap - NS 35/ 7,5 CAP - 1206560



DIN rail end piece, for DIN rail NS 35/7.5

---



## Feed-through terminal block - QTC 2,5 BU - 3206429

### Accessories

DIN rail perforated - NS 35/15 PERF 2000MM - 1201730



DIN rail, material: steel galvanized and passivated with a thick layer, perforated, height 15 mm, width 35 mm, length: 2000 mm

DIN rail, unperforated - NS 35/15 UNPERF 2000MM - 1201714



DIN rail, material: Steel, unperforated, height 15 mm, width 35 mm, length: 2 m

DIN rail perforated - NS 35/15 WH PERF 2000MM - 0806602



DIN rail 35 mm (NS 35)

DIN rail - NS 35/15 WH UNPERF 2000MM - 1204135



DIN rail 35 mm (NS 35)

DIN rail, unperforated - NS 35/15 AL UNPERF 2000MM - 1201756



DIN rail, deep drawn, high profile, unperforated, 1.5 mm thick, material: aluminum, height 15 mm, width 35 mm, length 2000 mm

## Feed-through terminal block - QTC 2,5 BU - 3206429

### Accessories

DIN rail perforated - NS 35/15 ZN PERF 2000MM - 1206599



DIN rail, material: Galvanized, perforated, height 15 mm, width 35 mm, length: 2 m

---

DIN rail, unperforated - NS 35/15 ZN UNPERF 2000MM - 1206586



DIN rail, material: Galvanized, unperforated, height 15 mm, width 35 mm, length: 2 m

---

DIN rail, unperforated - NS 35/15 CU UNPERF 2000MM - 1201895



DIN rail, material: Copper, unperforated, 1.5 mm thick, height 15 mm, width 35 mm, length: 2 m

---

End cap - NS 35/15 CAP - 1206573



DIN rail end piece, for DIN rail NS 35/15

---

DIN rail, unperforated - NS 35/15-2,3 UNPERF 2000MM - 1201798



DIN rail, unperforated, Width: 35 mm, Height: 15 mm, Length: 2000 mm, Color: silver

---

### Documentation

## Feed-through terminal block - QTC 2,5 BU - 3206429

### Accessories

Mounting material - QTC-IL - 3039926

Operating decal for the QTS terminal block



---

### End block

End clamp - CLIPFIX 35 - 3022218



Quick mounting end clamp for NS 35/7,5 DIN rail or NS 35/15 DIN rail, with marking option, width: 9.5 mm, color: gray

End clamp - CLIPFIX 35-5 - 3022276



Quick mounting end clamp for NS 35/7,5 DIN rail or NS 35/15 DIN rail, with marking option, with parking option for FBS...5, FBS...6, KSS 5, KSS 6, width: 5.15 mm, color: gray

End clamp - E/NS 35 N - 0800886



End clamp, width: 9.5 mm, color: gray

---

### End cover

End cover - D-QTC 2,5 - 3206568



End cover, length: 62.6 mm, width: 2.2 mm, height: 39.3 mm, color: gray

## Feed-through terminal block - QTC 2,5 BU - 3206429

### Accessories

---

#### Jumper

Plug-in bridge - FBS 2-6 - 3030336



Plug-in bridge, pitch: 6.2 mm, width: 10.7 mm, number of positions: 2, color: red

---

Plug-in bridge - FBS 3-6 - 3030242



Plug-in bridge, pitch: 6.2 mm, width: 16.9 mm, number of positions: 3, color: red

---

Plug-in bridge - FBS 4-6 - 3030255



Plug-in bridge, pitch: 6.2 mm, width: 23.1 mm, number of positions: 4, color: red

---


Plug-in bridge - FBS 5-6 - 3030349



Plug-in bridge, pitch: 6.2 mm, width: 29.3 mm, number of positions: 5, color: red

---

Plug-in bridge - FBS 6-6 - 1008238



Plug-in bridge, pitch: 6.2 mm, width: 35.5 mm, number of positions: 6, color: red

---

## Feed-through terminal block - QTC 2,5 BU - 3206429

### Accessories

Plug-in bridge - FBS 10-6 - 3030271



Plug-in bridge, pitch: 6.2 mm, width: 60.3 mm, number of positions: 10, color: red

---

Plug-in bridge - FBS 20-6 - 3030365



Plug-in bridge, pitch: 6.2 mm, width: 122.3 mm, number of positions: 20, color: red

---

Plug-in bridge - FBS 50-6 - 3032224



Plug-in bridge, pitch: 6.2 mm, width: 308.3 mm, number of positions: 50, color: red

---

Plug-in bridge - FBSR 2-6 - 3033715



Plug-in bridge, pitch: 6.2 mm, number of positions: 2, color: red

---

Plug-in bridge - FBSR 3-6 - 3001594



Plug-in bridge, pitch: 6.2 mm, number of positions: 3, color: red

---

## Feed-through terminal block - QTC 2,5 BU - 3206429

### Accessories

Plug-in bridge - FBSR 4-6 - 3001595



Plug-in bridge, pitch: 6.2 mm, number of positions: 4, color: red

---

Plug-in bridge - FBSR 5-6 - 3001596



Plug-in bridge, pitch: 6.2 mm, number of positions: 5, color: red

---

Plug-in bridge - FBSR 10-6 - 3033716



Plug-in bridge, pitch: 6.2 mm, number of positions: 10, color: red

---

Plug-in bridge - FBS 2-6 BU - 3036932



Plug-in bridge, pitch: 6.2 mm, width: 10.7 mm, number of positions: 2, color: blue

---

Plug-in bridge - FBS 3-6 BU - 3036945



Plug-in bridge, pitch: 6.2 mm, width: 16.9 mm, number of positions: 3, color: blue

---

## Feed-through terminal block - QTC 2,5 BU - 3206429

### Accessories

Plug-in bridge - FBS 4-6 BU - 3036958



Plug-in bridge, pitch: 6.2 mm, width: 23.1 mm, number of positions: 4, color: blue

---

Plug-in bridge - FBS 5-6 BU - 3036961



Plug-in bridge, pitch: 6.2 mm, width: 29.3 mm, number of positions: 5, color: blue

---

Plug-in bridge - FBS 10-6 BU - 3032198



Plug-in bridge, pitch: 6.2 mm, width: 60.3 mm, number of positions: 10, color: blue

---

Plug-in bridge - FBS 20-6 BU - 3032208



Plug-in bridge, pitch: 6.2 mm, width: 122.3 mm, number of positions: 20, color: blue

---

Plug-in bridge - FBS 50-6 BU - 3032211



Plug-in bridge, pitch: 6.2 mm, width: 308.3 mm, number of positions: 50, color: blue

---

Labeled terminal marker

## Feed-through terminal block - QTC 2,5 BU - 3206429

### Accessories

#### Zack marker strip - ZB 6 CUS - 0824992



Zack marker strip, can be ordered: Strip, white, labeled according to customer specifications, Mounting type: Snap into tall marker groove, for terminal block width: 6.2 mm, Lettering field: 6.15 x 10.5 mm

---

#### Zack marker strip - ZB 6,LGS:FORTL.ZAHLEN - 1051016



Zack marker strip, Strip, white, labeled, can be labeled with: CMS-P1-PLOTTER, Printed horizontally: Consecutive numbers 1 - 10, 11 - 20, etc. up to 491 - 500, Mounting type: Snap into tall marker groove, for terminal block width: 6.2 mm, Lettering field: 6.15 x 10.5 mm

---

#### Zack marker strip - ZB 6,QR:FORTL.ZAHLEN - 1051029



Zack marker strip, Strip, white, labeled, can be labeled with: CMS-P1-PLOTTER, Printed vertically: Consecutive numbers 1 - 10, 11 - 20, etc. up to 491 - 500, Mounting type: Snap into tall marker groove, for terminal block width: 6.2 mm, Lettering field: 6.15 x 10.5 mm

---

#### Zack marker strip - ZB 6,LGS:GLEICHE ZAHLEN - 1051032



Zack marker strip, Strip, white, labeled, can be labeled with: CMS-P1-PLOTTER, Printed horizontally: Identical numbers 1 or 2, etc. up to 100, Mounting type: Snap into tall marker groove, for terminal block width: 6.2 mm, Lettering field: 6.15 x 10.5 mm

---

#### Marker for terminal blocks - ZB 6,LGS:L1-N,PE - 1051414



Marker for terminal blocks, Strip, white, labeled, can be labeled with: CMS-P1-PLOTTER, Horizontal: L1, L2, L3, N, PE, L1, L2, L3, N, PE, Mounting type: Snap into tall marker groove, for terminal block width: 6.2 mm, Lettering field: 6.15 x 10.5 mm



## Feed-through terminal block - QTC 2,5 BU - 3206429

### Accessories

#### Marker for terminal blocks - ZB 6,LGS:U-N - 1051430



Marker for terminal blocks, Strip, white, labeled, can be labeled with: CMS-P1-PLOTTER, Printed horizontally: U, V, W, N, GND, U, V, W, N, GND, Mounting type: Snap into tall marker groove, for terminal block width: 6.2 mm, Lettering field: 6.15 x 10.5 mm

---

#### Marker for terminal blocks - UC-TM 6 CUS - 0824589



Marker for terminal blocks, can be ordered: by sheet, white, labeled according to customer specifications, Mounting type: Snap into tall marker groove, for terminal block width: 6.2 mm, Lettering field: 5.6 x 10.5 mm

---

#### Marker for terminal blocks - UCT-TM 6 CUS - 0829602



Marker for terminal blocks, can be ordered: by sheet, white, labeled according to customer specifications, Mounting type: Snap into tall marker groove, for terminal block width: 6.2 mm, Lettering field: 5.6 x 10.5 mm

---

#### Zack Marker strip, flat - ZBF 6 CUS - 0825027



Zack Marker strip, flat, Strip, can be ordered: Strip, white, labeled according to customer specifications, Mounting type: Snap into flat marker groove, for terminal block width: 6.2 mm, Lettering field: 5.15 x 6.15 mm

---

#### Marker for terminal blocks - UC-TMF 6 CUS - 0824646



Marker for terminal blocks, can be ordered: by sheet, white, labeled according to customer specifications, Mounting type: Snap into flat marker groove, for terminal block width: 6.2 mm, Lettering field: 5.6 x 5.1 mm

## Feed-through terminal block - QTC 2,5 BU - 3206429

### Accessories

Marker for terminal blocks - UCT-TMF 6 CUS - 0829665



Marker for terminal blocks, can be ordered: by sheet, white, labeled according to customer specifications, Mounting type: Snap into flat marker groove, for terminal block width: 6.2 mm, Lettering field: 5.4 x 4.7 mm

---

Zack Marker strip, flat - ZBF 6,LGS:FORTL.ZAHLEN - 0808749



Zack Marker strip, flat, Strip, white, labeled, Printed horizontally: Consecutive numbers 1 - 10, 11 - 20, etc. up to 91 - 100, Mounting type: Snap into flat marker groove, for terminal block width: 6.2 mm, Lettering field: 5.15 x 6.15 mm

---

Zack Marker strip, flat - ZBF 6,QR:FORTL.ZAHLEN - 0808765



Zack Marker strip, flat, Strip, white, labeled, Printed vertically: Consecutive numbers 1 - 10, 11 - 20, etc. up to 91 - 100, Mounting type: Snap into flat marker groove, for terminal block width: 6.2 mm, Lettering field: 5.15 x 6.15 mm

---

Zack Marker strip, flat - ZBF 6,LGS:GERADE ZAHLEN - 0810834



Zack Marker strip, flat, Strip, white, labeled, Printed horizontally: Consecutive numbers 2 - 20, 22 - 40, etc. up to 82 - 100, Mounting type: Snap into flat marker groove, for terminal block width: 6.2 mm, Lettering field: 5.15 x 6.15 mm

---

Zack Marker strip, flat - ZBF 6,LGS:UNGERADE ZAHLEN - 0810876



Zack Marker strip, flat, Strip, white, labeled, Printed horizontally: Odd numbers 1 - 19, 21 - 39, etc. up to 81 - 99, Mounting type: Snap into flat marker groove, for terminal block width: 6.2 mm, Lettering field: 5.15 x 6.15 mm

---

### Partition plate

## Feed-through terminal block - QTC 2,5 BU - 3206429

### Accessories

Partition plate - ATP-QTC - 3206209



Partition plate, length: 64.4 mm, width: 2 mm, height: 46 mm, color: gray

---

### Reducing bridge

Reducing bridge - RB ST (2,5/4)-1,5 - 3038943



Reducing bridge, pitch: 7.1 mm, length: 22.7 mm, width: 10.4 mm, number of positions: 2, color: red

---

### Screwdriver tools

Screwdriver - SZF 1-0,6X3,5 - 1204517



Actuation tool, for ST terminal blocks, also suitable for use as a bladed screwdriver, size: 0.6 x 3.5 x 100 mm, 2-component grip, with non-slip grip

---

### Short-circuit connector

Short-circuit connector - FBSRH 2-6 - 3033812



Short-circuit connector, pitch: 6.2 mm, number of positions: 2, color: red

---

### Terminal marking

## Feed-through terminal block - QTC 2,5 BU - 3206429

### Accessories

#### Zack marker strip - ZB 6:UNBEDRUCKT - 1051003



Zack marker strip, Strip, white, unlabeled, can be labeled with: CMS-P1-PLOTTER, PLOTMARK, Mounting type: Snap into tall marker groove, for terminal block width: 6.2 mm, Lettering field: 6.15 x 10.5 mm

---

#### Marker for terminal blocks - UC-TM 6 - 0818085



Marker for terminal blocks, Sheet, white, unlabeled, can be labeled with: BLUEMARK CLED, BLUEMARK LED, CMS-P1-PLOTTER, PLOTMARK, Mounting type: Snap into tall marker groove, for terminal block width: 6.2 mm, Lettering field: 5.6 x 10.5 mm

---

#### Marker for terminal blocks - UCT-TM 6 - 0828736



Marker for terminal blocks, Sheet, white, unlabeled, can be labeled with: THERMOMARK PRIME, THERMOMARK CARD, BLUEMARK CLED, BLUEMARK LED, TOPMARK LASER, Mounting type: Snap into tall marker groove, for terminal block width: 6.2 mm, Lettering field: 5.6 x 10.5 mm

---

#### Zack Marker strip, flat - ZBF 6:UNBEDRUCKT - 0808710



Zack Marker strip, flat, Strip, white, unlabeled, can be labeled with: CMS-P1-PLOTTER, PLOTMARK, Mounting type: Snap into flat marker groove, for terminal block width: 6.2 mm, Lettering field: 5.15 x 6.15 mm

---

#### Marker for terminal blocks - UC-TMF 6 - 0818140



Marker for terminal blocks, Sheet, white, unlabeled, can be labeled with: BLUEMARK CLED, BLUEMARK LED, CMS-P1-PLOTTER, PLOTMARK, Mounting type: Snap into flat marker groove, for terminal block width: 6.2 mm, Lettering field: 5.6 x 5.1 mm

## Feed-through terminal block - QTC 2,5 BU - 3206429

### Accessories

Marker for terminal blocks - UCT-TMF 6 - 0828746



Marker for terminal blocks, Sheet, white, unlabeled, can be labeled with: THERMOMARK PRIME, THERMOMARK CARD, BLUEMARK CLED, BLUEMARK LED, TOPMARK LASER, Mounting type: Snap into flat marker groove, for terminal block width: 6.2 mm, Lettering field: 5.4 x 4.7 mm

---

### Test plug terminal block

Test plugs - PS-6 - 3030996



Test plugs, color: red

---

Test plugs - PS-6/2,3MM RD - 3038736



Test plugs, color: red

---

### Test socket

Test adapter - PAI-4-FIX-5/6 BU - 3035975



4 mm test adapter, for terminal blocks with 5.2 mm and 6.2 mm pitch

---

Test adapter - PAI-4-FIX-5/6 OG - 3035974



4 mm test adapter, for terminal blocks with 5.2 mm and 6.2 mm pitch

## Feed-through terminal block - QTC 2,5 BU - 3206429

### Accessories

---

Test adapter - PAI-4-FIX-5/6 YE - 3035977



4 mm test adapter, for terminal blocks with 5.2 mm and 6.2 mm pitch

---

Test adapter - PAI-4-FIX-5/6 RD - 3035976



4 mm test adapter, for terminal blocks with 5.2 mm and 6.2 mm pitch

---

Test adapter - PAI-4-FIX-5/6 GN - 3035978



4 mm test adapter, for terminal blocks with 5.2 mm and 6.2 mm pitch

---

Test adapter - PAI-4-FIX-5/6 BK - 3035980



4 mm test adapter, for terminal blocks with 5.2 mm and 6.2 mm pitch

---

Test adapter - PAI-4-FIX-5/6 GY - 3035982



4 mm test adapter, for terminal blocks with 5.2 mm and 6.2 mm pitch

---

## Feed-through terminal block - QTC 2,5 BU - 3206429

### Accessories

Test adapter - PAI-4-FIX-5/6 VT - 3035979



4 mm test adapter, for terminal blocks with 5.2 mm and 6.2 mm pitch

---

Test adapter - PAI-4-FIX-5/6 BN - 3035981



4 mm test adapter, for terminal blocks with 5.2 mm and 6.2 mm pitch

---

Test adapter - PAI-4-FIX-5/6 WH - 3035983



4 mm test adapter, for terminal blocks with 5.2 mm and 6.2 mm pitch

---