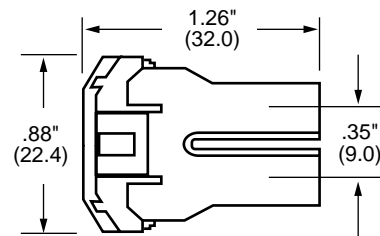



# Fusible Links

## Protecting Wiring Harnesses

FLF, FLM

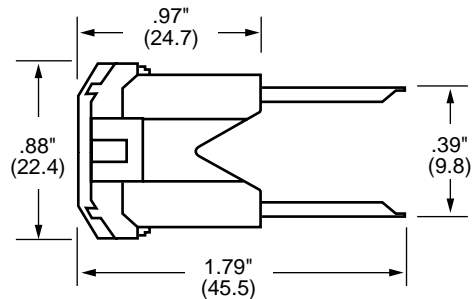


Cat. Symbol	Type Connection	Amperes	Carton Data		Dimensions	Volume
			Qty.	Weight		
FLF	Female	20, 30, 40, 50, 60	10	.30 Lbs.	3" x 2" x 7 <sup>3</sup> / <sub>4</sub> "	46.5 cu. in

Part No.	Rated Current	Applicable Wire	Color
FLF-60	60A	AVS 5 (AWG 10)	Yellow
FLF-50	50A	AVS 3 (AGW 12)	Red
FLF-40	40A	AVS 3 (AGW 12)	Green
FLF-30	30A	AVS 2 (AWG 14)	Pink
FLF-20	20A	AVS 1.25 (AWG 16)	Light Blue

Part No.	Rated Current	Applicable Wire	Color
FLM-120	120A	AV 15 (AWG 6)	Gray
FLM-100	100A	AV 10 (AWG 8)	Blue
FLM-80	80A	AV 8 (AWG 8)	Black
FLM-60	60A	AVS 5 (AWG 10)	Yellow
FLM-30	30A	AVS 2 (AWG 14)	Pink

### Dimensions



Cat. Symbol	Type Connection	Amperes	Carton Data		Dimensions	Volume
			Qty.	Weight		
FLM	Male	30, 60, 80, 100, 120	10	.35 Lbs.	3" x 2" x 7 <sup>3</sup> / <sub>4</sub> "	46.5 cu. in

The only controlled copy of this Data Sheet is the electronic read-only version located on the Bussmann Network Drive. All other copies of this Data Sheet are by definition uncontrolled. This bulletin is intended to clearly present comprehensive product data and provide technical information that will help the end user with design applications. Bussmann reserves the right, without notice, to change design or construction of any products and to discontinue or limit distribution of any products. Bussmann also reserves the right to change or update, without notice, any technical information contained in this bulletin. Once a product has been selected, it should be tested by the user in all possible applications.

# Mouser Electronics

Authorized Distributor

Click to View Pricing, Inventory, Delivery & Lifecycle Information:

[Eaton:](#)

[FLF-40](#) [FLF-60](#) [FLF-50](#) [FLF-30](#) [FLF-20](#) [FLM-30](#) [FLM-60](#) [FLM-80](#) [FLM-100](#) [FLM-120](#)