




(2.54 mm) .100"



IPT1 SERIES

SHROUDED POWER CONNECTOR SET

SPECIFICATIONS

For complete specifications see www.samtec.com?IPT1

Insulator Material:

Black LCP

Contact Material:

Phosphor Bronze

Plating:

Sn or Au over 50 μ " (1.27 μ m) Ni

Operating Temp Range:

-55 °C to +105 °C with Tin;

-55 °C to +125 °C with Gold

Insertion Depth:

(3.81 mm) .150" to

(6.48 mm) .255"

Wiping Distance:

(0.38 mm) .015"

Voltage Rating:

775 VAC/1095 VDC

Standard Creepage:

(2.48 mm) .098" (without -LC)

(1.28 mm) .050" (with -LC)

Standard Clearance:

(1.91 mm) .075" (without -LC)

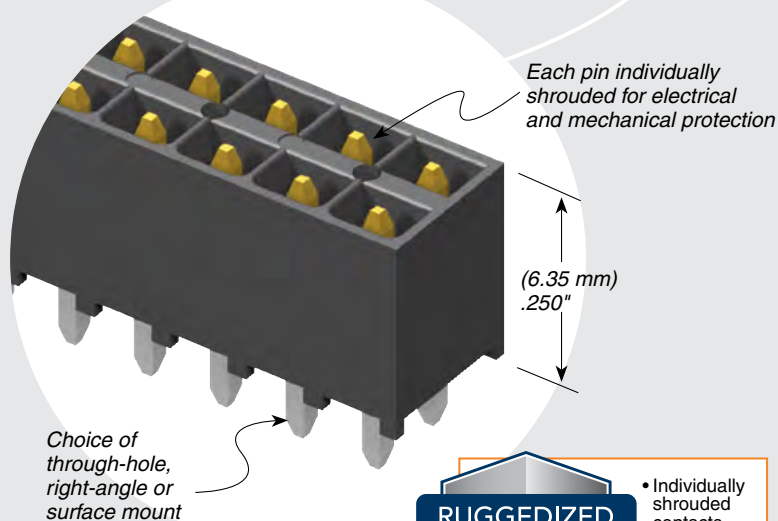
(0.91 mm) .036" (with -LC)

RoHS Compliant: Yes

Mates with:

IPS1

IPT1/IPS1	
PINS	CURRENT RATING (PER CONTACT)
1	5.9 A
2	4.8 A
3	4.1 A
4	3.6 A
ALL	2.3 A



RUGGEDIZED

BY SAMTEC

- Individually shrouded contacts
- Locking clip option

PROCESSING

Lead-Free Solderable: Yes

SMT Lead Coplanarity:

(0.13 mm) .005" max (05-10)

(0.15 mm) .006" max (15-25)

RECOGNITIONS

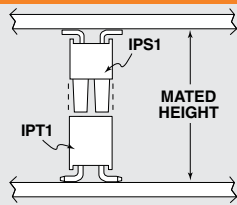
For complete scope

of recognitions see www.samtec.com/quality



FILE NO. E111594

APPLICATION



ALSO AVAILABLE (MOQ Required)

- Other sizes
- Other platings
- Latching feature
- No. 1 position polarized
- Increased creepage and clearance with the removal of contacts

Contact Samtec.

Note:

Some sizes, styles and options are non-standard, non-returnable.

IPT1 - **1** NO. PINS PER ROW

LEAD STYLE

PLATING OPTION

D - **TAIL OPTION**

OTHER OPTION

05, 10, 15, 20, 25
(Standard sizes)

Specify **LEAD STYLE** from chart

-L
= 10 μ " (0.25 μ m)
Gold on contact, Matte Tin on tail

-RA
= Right-angle
-VS
= Surface Mount

-A
= Alignment Pin (-VS only) (N/A with -LC)
-LC
= Locking Clip (Manual placement required) (-VS only) (N/A with -A)
-K
= (6.00 mm) .236" DIA Polyimide film Pick & Place Pad (-VS only)
-TR
= Tape & Reel Packaging (-VS only)

LEAD STYLE	MATED HEIGHT	A	B
-01	(11.05) .435	(6.35) .250	(2.16) .085
-01-VS	(13.59) .535	(6.35) .250	N/A
-02	(14.00) .551	(9.30) .366	(2.64) .104
-03	(16.00) .630	(11.30) .445	(2.16) .085
-04	(17.00) .669	(12.30) .484	(2.69) .106
-05	(19.00) .748	(14.30) .563	(2.46) .097
-06	(20.00) .787	(15.30) .602	(2.35) .093
-07	(25.00) .984	(20.30) .799	(2.31) .091
-08	(30.00) 1.181	(25.30) .996	(2.39) .094
-09	(35.00) 1.378	(30.30) 1.193	(2.46) .097

Through-hole

Surface Mount

-VS

-RA