

Glass Passivated Bridge Rectifiers

FEATURES

- Glass passivated junction
- Ideal for printed circuit board
- High case dielectric strength
- Typical IR less than 0.1μA
- High surge current capability
- UL Recognized File # E-326243
- Compliant to RoHS Directive 2011/65/EU and in accordance to WEEE 2002/96/EC
- Halogen-free according to IEC 61249-2-21 definition



MECHANICAL DATA

Case: KBU

Molding compound, UL flammability classification rating 94V-0

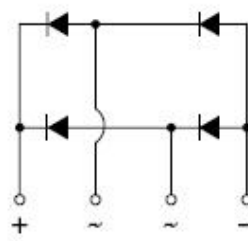
Base P/N with suffix "G" on packing code - green compound (halogen-free)

Terminal: Matte tin plated leads, solderable per JESD22-B102

Meet JESD 201 class 1A whisker test

Mounting torque: 0.56 Nm max.

Weight: 7.2 g (approximately)



MAXIMUM RATINGS AND ELECTRICAL CHARACTERISTICS (T _A =25°C unless otherwise noted)									
PARAMETER	SYMBOL	KBU 1001G	KBU 1002G	KBU 1003G	KBU 1004G	KBU 1005G	KBU 1006G	KBU 1007G	Unit
Maximum repetitive peak reverse voltage	V _{RRM}	50	100	200	400	600	800	1000	V
Maximum RMS voltage	V _{RMS}	35	70	140	280	420	560	700	V
Maximum DC blocking voltage	V _{DC}	50	100	200	400	600	800	1000	V
Maximum average forward rectified current	I _{F(AV)}	10							A
Peak forward surge current, 8.3 ms single half sine-wave superimposed on rated load	I _{FSM}	200							A
Rating for fusing (t<8.3ms)	I ² t	166							A ² s
Maximum instantaneous forward voltage (Note 1) I _F = 5 A I _F = 10 A	V _F	1.0 1.1							V
Maximum DC reverse current at rated DC blocking voltage T _J =25 °C T _J =125 °C	I _R	5 500							μA
Typical junction capacitance per leg	C _j	400							pF
Typical thermal resistance	R _{θJC} R _{θJA}	2.2 25							°C/W
Operating junction temperature range	T _J	- 55 to +150							°C
Storage temperature range	T _{STG}	- 55 to +150							°C

Note 1: Pulse Test with PW=300μs, 1% Duty Cycle

Note 2: Measured at 1MHz and applied Reverse Voltage of 4.0V D.C.

ORDERING INFORMATION

PART NO.	PACKING CODE	PACKING CODE SUFFIX	PACKAGE	PACKING
KBU100xG (Note 1)	T0	G	KBU	500 / Tray

Note 1: "x" defines voltage from 50V (KBU1001G) to 1000V (KBU1007G)

EXAMPLE

PREFERRED P/N	PART NO.	PACKING CODE	PACKING CODE SUFFIX	DESCRIPTION
KBU1007G T0	KBU1007G	T0		
KBU1007G T0G	KBU1007G	T0	G	Green compound

RATINGS AND CHARACTERISTICS CURVES

($T_A=25^{\circ}\text{C}$ unless otherwise noted)

FIG.1 MAXIMUM DERATING CURVE FOR OUTPUT CURRENT

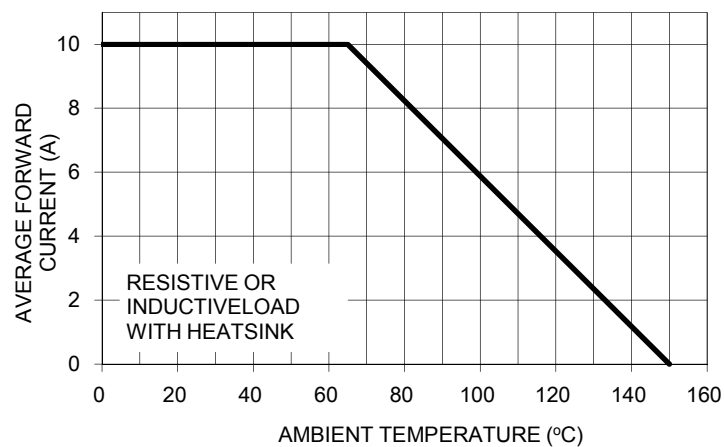


FIG. 2 MAXIMUM FORWARD SURGE CURRENT PER LEG

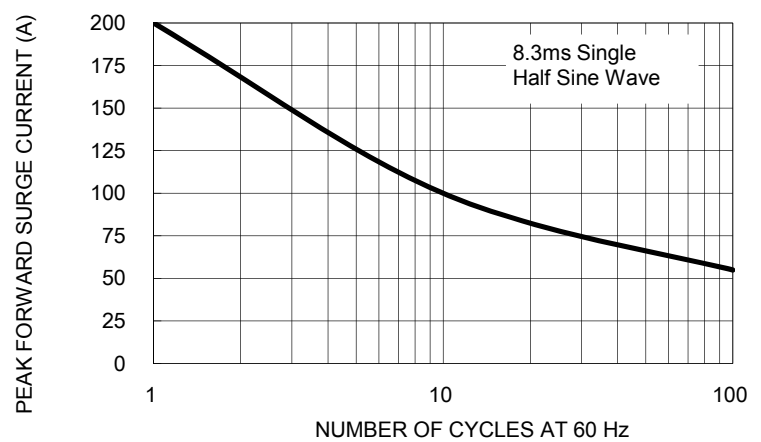


FIG. 3 TYPICAL REVERSE CHARACTERISTICS PER LEG

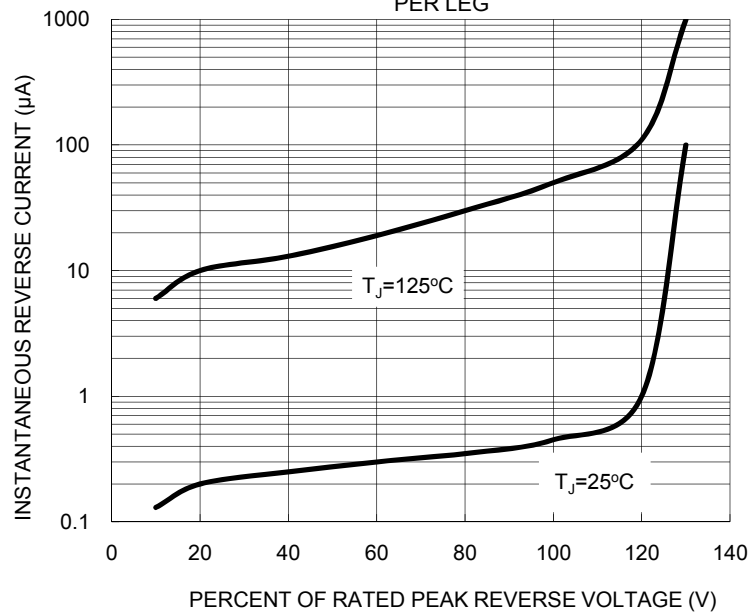


FIG. 4 TYPICAL FORWARD CHARACTERISTICS PER LEG

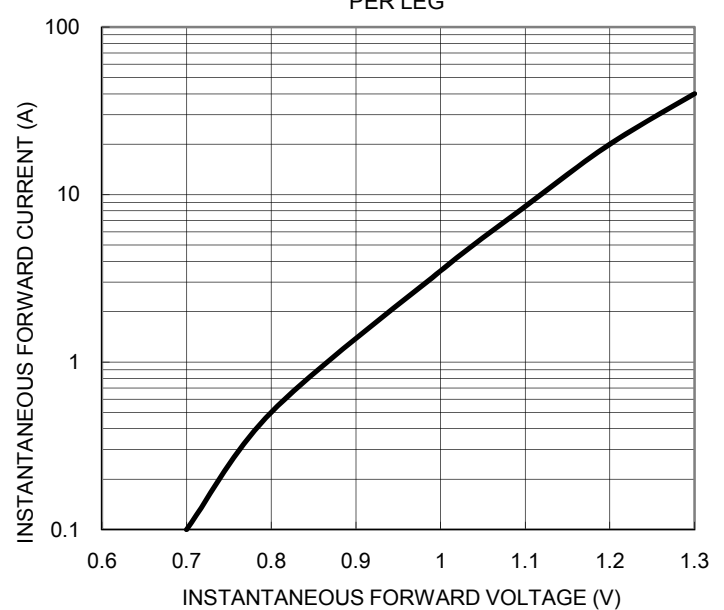
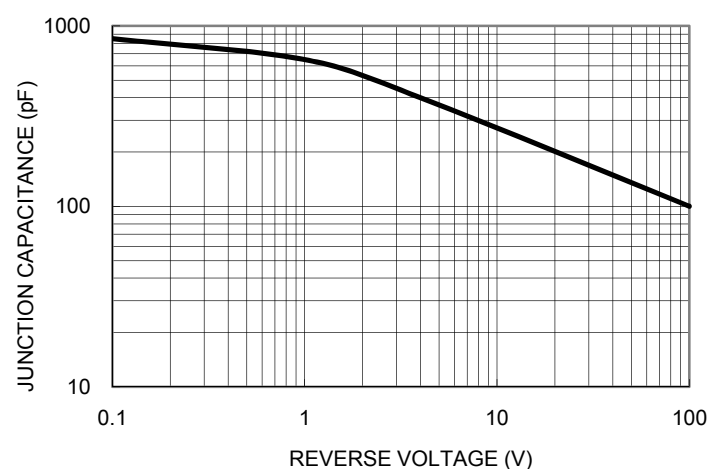
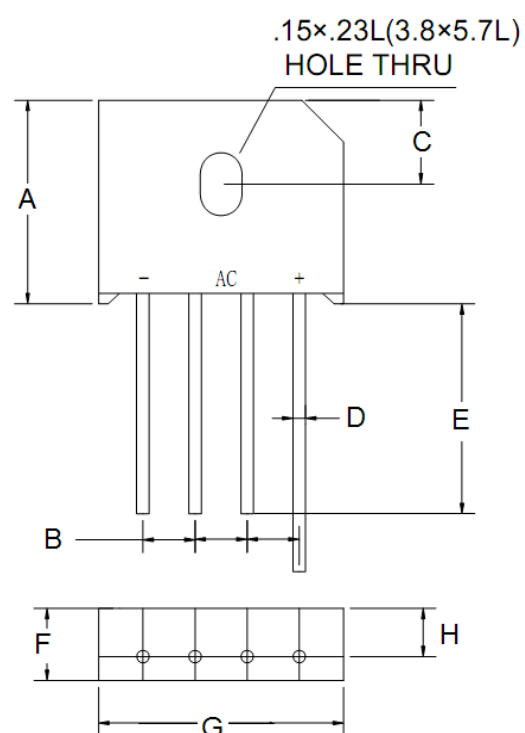


FIG. 5 TYPICAL JUNCTION CAPACITANCE



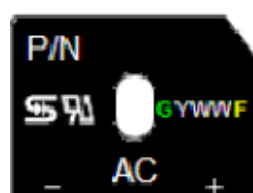
PACKAGE OUTLINE DIMENSIONS

KBU



DIM.	Unit (mm)		Unit (inch)	
	Min	Max	Min	Max
A	18.8	19.8	0.740	0.780
B	4.6	5.6	0.181	0.220
C	8.2 (TYP.)		0.322 (TYP.)	
D	1.2	1.3	0.047	0.051
E	20.0	-	0.787	-
F	6.8	7.1	0.268	0.280
G	22.7	23.7	0.894	0.933
H	4.6	5.0	0.181	0.197

MARKING DIAGRAM



P/N = Specific Device Code
G = Green Compound
YWWF = Date Code
F = Factory Code

Notice

Specifications of the products displayed herein are subject to change without notice. TSC or anyone on its behalf, assumes no responsibility or liability for any errors inaccuracies.

Information contained herein is intended to provide a product description only. No license, express or implied, to any intellectual property rights is granted by this document. Except as provided in TSC's terms and conditions of sale for such products, TSC assumes no liability whatsoever, and disclaims any express or implied warranty, relating to sale and/or use of TSC products including liability or warranties relating to fitness for a particular purpose, merchantability, or infringement of any patent, copyright, or other intellectual property right.

The products shown herein are not designed for use in medical, life-saving, or life-sustaining applications. Customers using or selling these products for use in such applications do so at their own risk and agree to fully indemnify TSC for any damages resulting from such improper use or sale.

Mouser Electronics

Authorized Distributor

Click to View Pricing, Inventory, Delivery & Lifecycle Information:

Taiwan Semiconductor:

[KBU1001G](#) [KBU1002G](#) [KBU1003G](#) [KBU1004G](#) [KBU1005G](#) [KBU1006G](#) [KBU1007G](#)