




(1,27mm) .050"

DWM, HDWM SERIES



MICRO BOARD STACKER

SPECIFICATIONS

DWM

For complete specifications see www.samtec.com?DWM

Insulator Material:

Top: Black LCP
Bottom: Natural LCP



Terminal Material:

Phosphor Bronze



Plating:

Au or Sn over 50µ" (1,27µm) Ni

Current Rating:

1A

Operating Temp Range:

-55°C to + 105°C with Tin
-55°C to + 125°C with Gold

RoHS Compliant:

Yes

HDWM

For complete specifications see www.samtec.com?HDWM

Same as DWM except not CSA rated.



Processing:

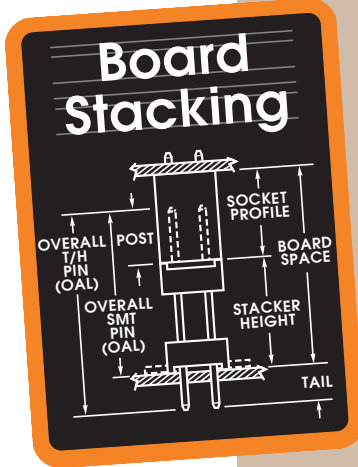
Lead-Free Solderable:

Yes

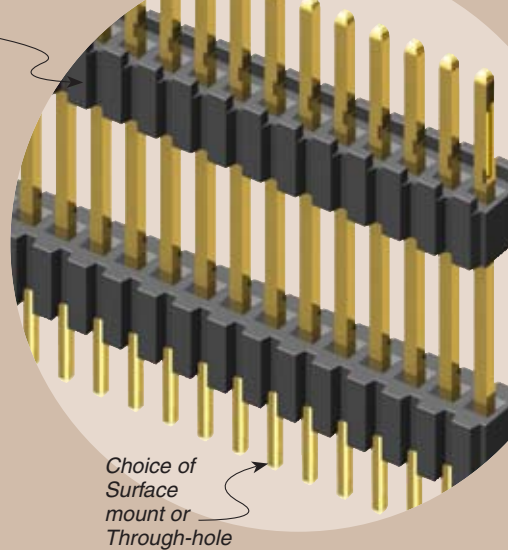
SMT Lead Coplanarity:

(0,15mm) .006" max

Mates with:
SMS, SLM, RSM



Variable stacker height

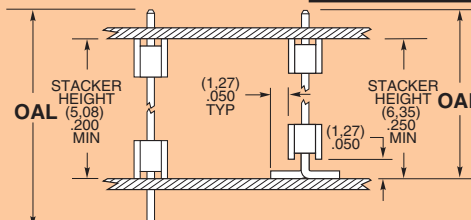
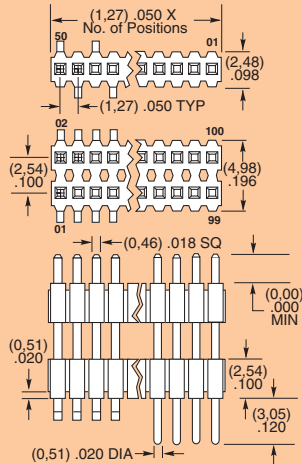


Ideal for high density "skyscraper" board stacking

Choice of Surface mount or Through-hole

TYPE STRIP	NO. PINS PER ROW	LEAD STYLE	PLATING OPTION	ROW OPTION	STACKER HEIGHT	OTHER OPTION
	01 thru 50	Specify LEAD STYLE from chart	-L = 10µ" (0,25µm) Gold contact, Matte Tin on tail -G = 10µ" (0,25µm) Gold on post, Gold flash on tail	-S = Single Row -D = Double Row	- "XXX" = Stacker Height Example: -250 = (6,35mm) .250"	- "XXX" = Polarized Position (Specify position of omitted pin) - SM = Surface Mount (Requires HDWM. 02 thru 40 positions only.) - A = Alignment Pin (Requires HDWM. 6 positions min -D only.) Metal or plastic at Samtec discretion (N/A with -LC) - LC = Locking Clip (Requires HDWM. 5 positions min. -D only) (N/A with -A) (Manual placement required) - P = Pick & Place Pad (Requires HDWM)
		DWM = Standard Board Spacer HDWM = High Temp Board Spacer				

LEAD STYLE	OAL	
	THROUGH-HOLE	SURFACE MOUNT
-01	(11,43) .450	(8,38) .330
-51	(10,41) .410	—
-52	(10,80) .425	—
-53	(12,83) .505	(9,78) .385
-54	(14,10) .555	(11,05) .435
-55	(15,49) .610	(12,45) .490
-56	(15,88) .625	(12,83) .505
-57	(16,51) .650	(13,46) .530
-58	(17,91) .705	(14,86) .585
-59	(19,18) .755	(15,62) .615
-60	(20,96) .825	—
-61	(26,67) 1.050	—



Note: Other Gold plating options available. Contact Samtec.

Note: These Series are non-standard, non-returnable.

Due to technical progress, all designs, specifications and components are subject to change without notice.

WWW.SAMTEC.COM