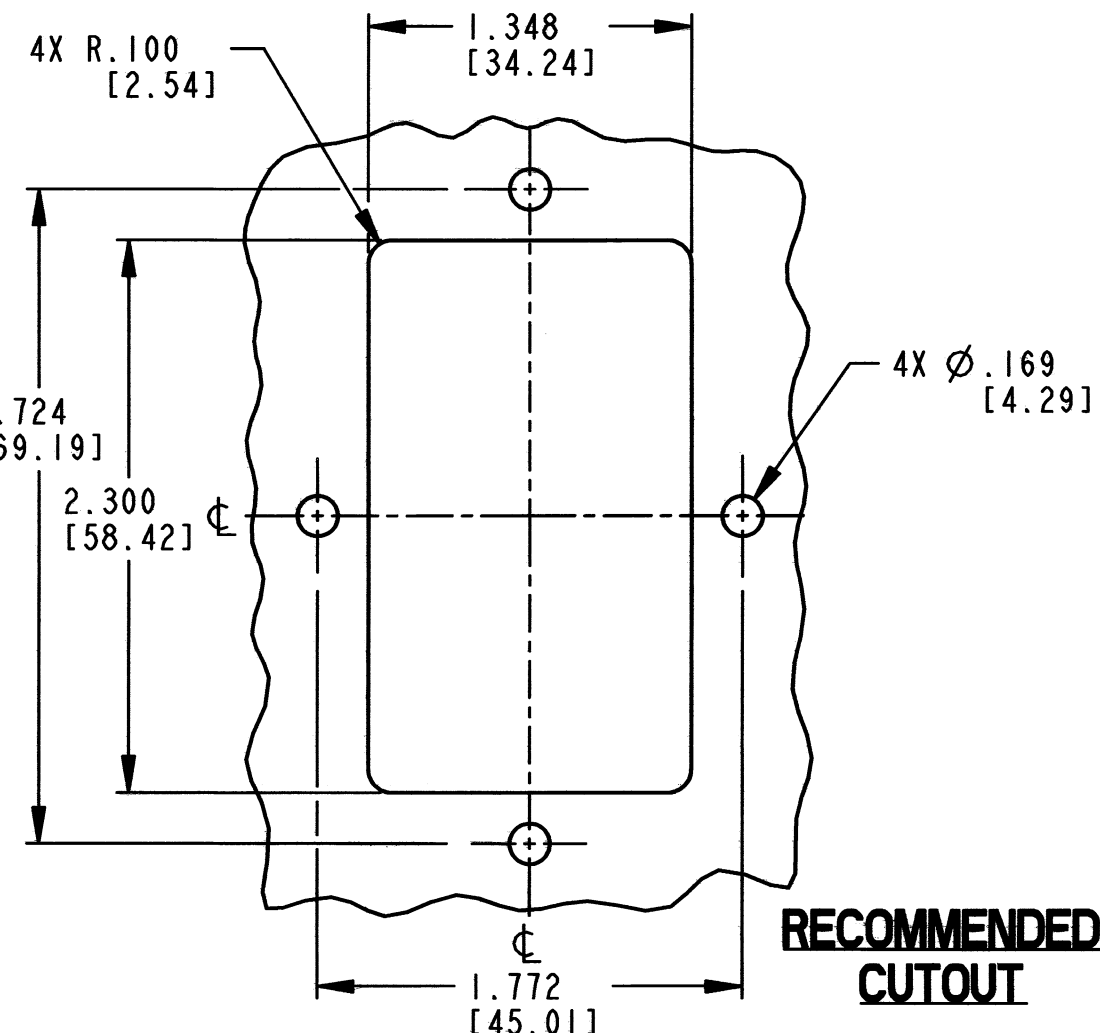
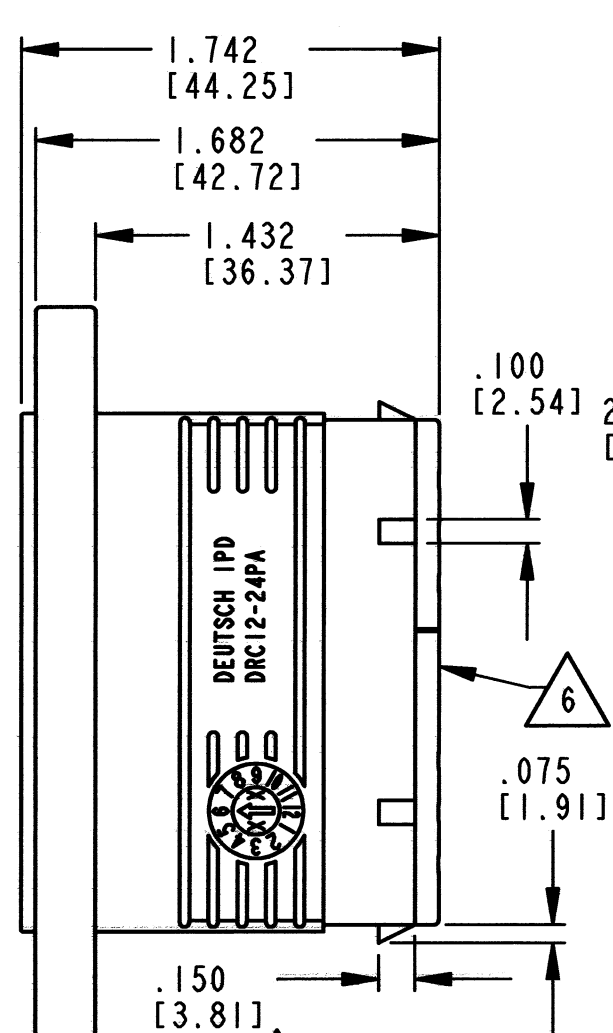
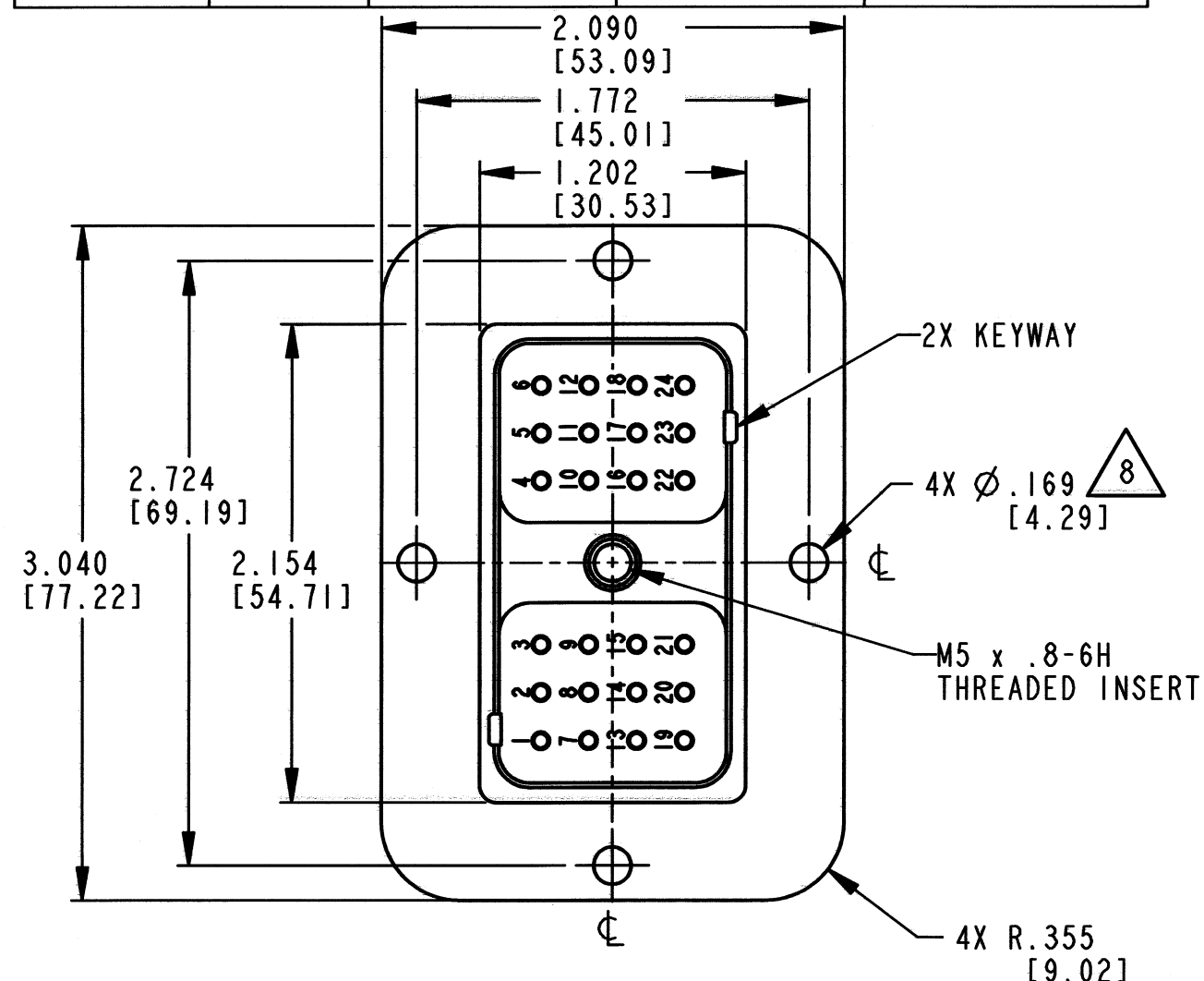


SEAL TYPE	CONTACT SIZE	MIN. INSUL. O.D.	MAX. INSUL. O.D.	WIRE RANGE [mm ²] REF ONLY
6				4
NORMAL	16	.100 [2.54]	.134 [3.40]	14-20 AWG [2.0-.50]
E	16	.053 [1.35]	.120 [3.05]	14-20 AWG [2.0-.50]
T	16	.088 [2.24]	.134 [3.40]	14-20 AWG [2.0-.50]

REV	D
	DRC12-24PA*

REVISIONS			
SYM	DESCRIPTION	DATE	APPROVED
A	REVISED PER E.O. P17701	4-4-02	R.D.R.
B	REVISED PER E.O. P19093	11-4-05	R.D.R.
C	REVISED PER E.O. P19950	7-30-08	R.D.R.
D	REVISED PER E.O. P21116	10-28-11	RDR



5. THIS PART MATES WITH DRC16-24SA*-**** PLUG.
(* = WIRE SEAL ID; ****= ALL MODIFICATIONS)

4 FOR CONTACT AND WIRE PERFORMANCE AND APPLICATION CHARACTERISTICS, SEE DRAWING 0425-015-0000.

3. RECEPTACLE IS SUPPLIED WITH DUST CAP (NOT SHOWN).

2. DIMENSION TOLERANCE: ±.025 [.64]; PANEL CUTOUT: ±.010 [.25].

1. DIMENSIONS ARE IN INCHES [mm].

NOTES:

8 RECOMMENDED SCREW: 8-32 [M4]. TORQUE: 20-25 IN-LB [2.26-2.82 Nm].

7. MATERIAL - HOUSING: PLASTIC (BLACK); GROMMET: RUBBER; INSERT: STEEL.

6 WHEN * = E: BLUE STRIP IDENTIFIES "E" WIRE SEAL.
WHEN * = T: BROWN WELD CAPS IDENTIFIES "T" WIRE SEAL.
WHEN * = BLANK: IDENTIFIES "NORMAL" WIRE SEAL.

SIGNATURE & DATE	
DR	D. MEYER 02/09/01
CHK	D. Hasibuan 9/19/11
PE	D. Hasibuan 9/19/11
APPD	D. Meyer 10/21/11
SCALE	NONE

FLANGED RECEPTACLE
24 CONTACTS, SIZE 16
DRC SERIES
KEY ARRANGEMENT -A-

ENVELOPE

EP		MATL. CODE
3850 INDUSTRIAL AVE. HEMET, CA 92545		
DEUTSCH INDUSTRIAL		
B DRC12-24PA*		
DWG SIZE	CODE 11139	SHEET 1 OF 1

Mouser Electronics

Authorized Distributor

Click to View Pricing, Inventory, Delivery & Lifecycle Information:

[TE Connectivity:](#)

[DRC12-24PAE](#)