

SJPB-L4

Schottky Barrier Rectifier

Mar. 2008

General Description

SJPB-L4 is a Schottky Barrier Diode, and has achieved low leakage current and low VF by selecting the best barrier metal.

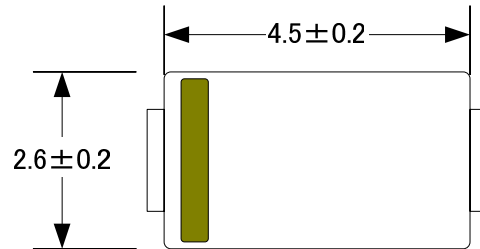
Applications

- DC-DC converters
- AC adapter
- High frequency rectification circuit

Features

- Super-high speed & low noise switching.
- Low forward voltage drop.

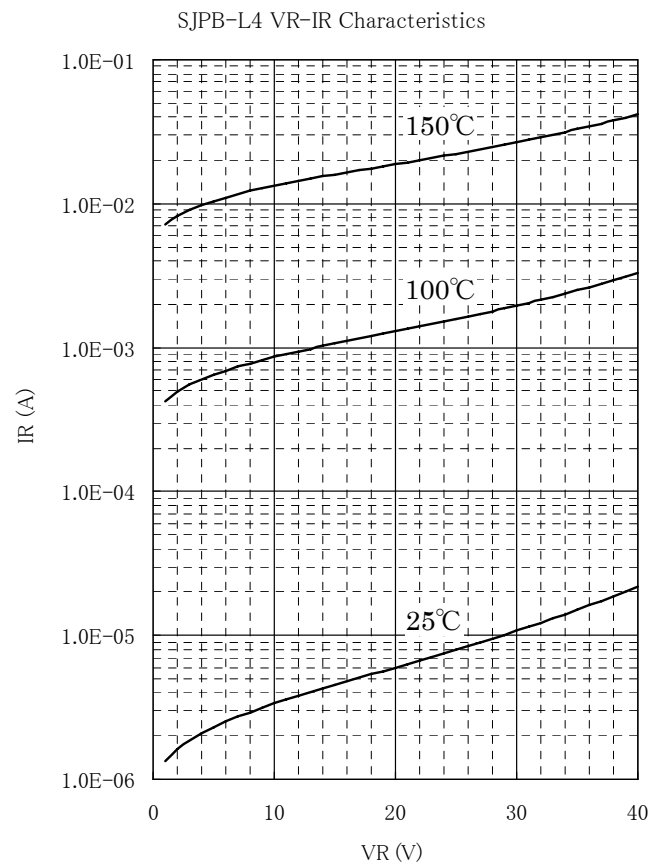
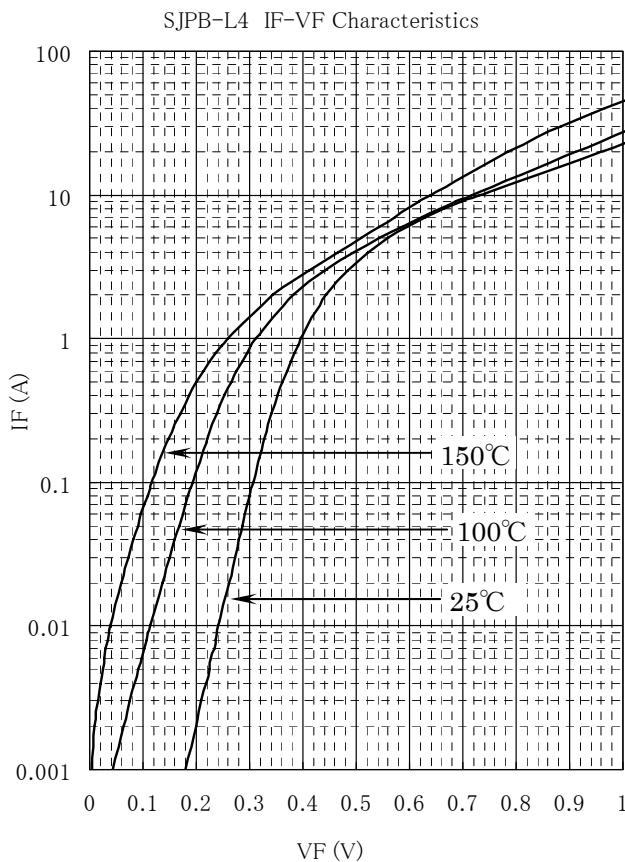
Package



Key Specifications

Symbol	Unit	Rating	Conditions
V_{RM}	V	40	
V_F	V	0.55	$I_F=3.0A$
$I_{F(AV)}$	A	3.0	

Typical Characteristics



The information included herein is believed to be accurate and reliable. However, SANKEN ELECTRIC CO., LTD assumes no responsibility for its use ; nor for any infringements of patents or other rights of third parties that may result from its use.

SJPB-L4

Mar. 2008

Schottky Barrier Rectifier

★ Absolute maximum ratings

No.	Parameter	Symbol	Unit	Rating	Conditions
1	Transient Peak Reverse Voltage	V_{RSM}	V	40	
2	Peak Reverse Voltage	V_{RM}	V	40	
3	Average Forward Current	$I_{F(AV)}$	A	3.0	
4	Peak Surge Forward Current	I_{FSM}	A	60	Half sinewave, one shot
5	I^2t Limiting Value	I^2t	A ² s	18	1msec<t<10msec
6	Junction Temperature	T_j	°C	-40 to +150	
7	Storage Temperature	T_{stg}	°C	-40 to +150	

★ Electrical characteristics (Ta=25°C, unless otherwise specified)

No.	Parameter	Symbol	Unit	Rating	Conditions
1	Forward Voltage Drop	V_F	V	0.55 max.	$I_F=3.0A$
2	Reverse Leakage Current	I_R	uA	300 max.	$V_R=V_{RM}$
3	Reverse Leakage Current Under High Temperature	$H \cdot I_R$	mA	100 max.	$V_R=V_{RM}, T_j=150^\circ C$
4	Thermal Resistance	$R_{th(j-c)}$	°C/W	20 max.	Between Junction and Lead

The information included herein is believed to be accurate and reliable. However, SANKEN ELECTRIC CO., LTD assumes no responsibility for its use ; nor for any infringements of patents or other rights of third parties that may result from its use.

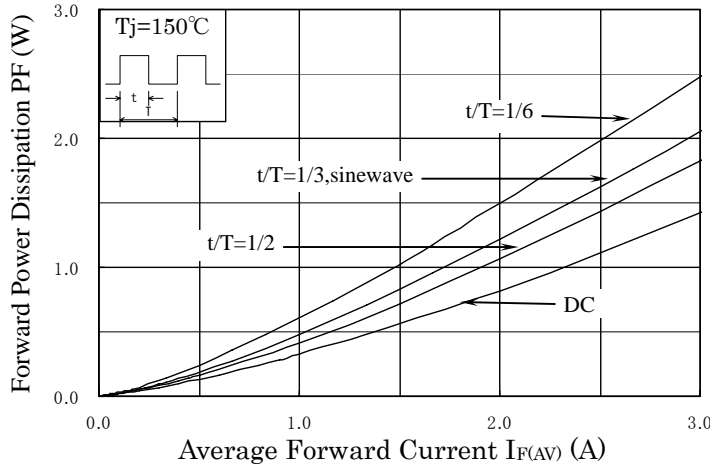
SJPB-L4

Schottky Barrier Rectifier

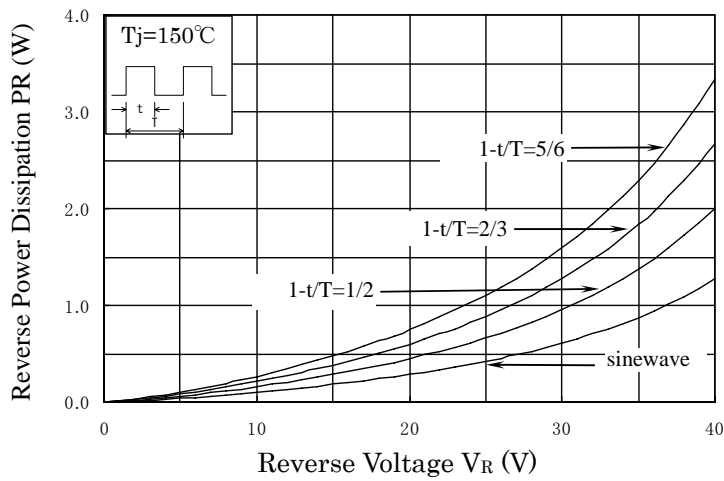
Mar. 2008

★ Characteristics

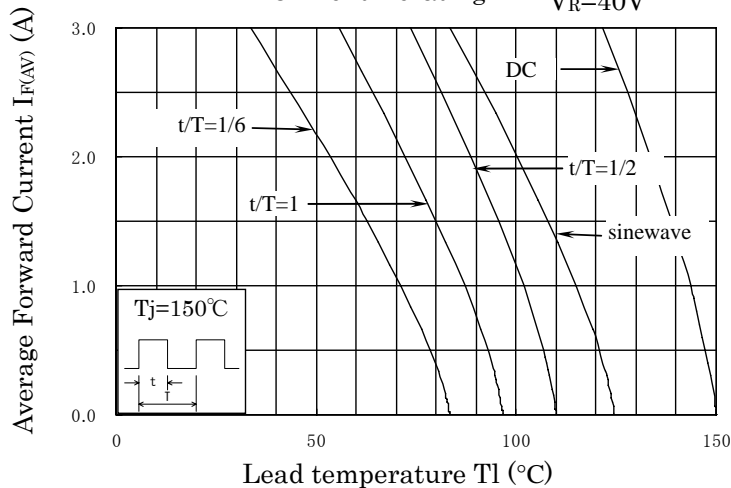
Forward Power Dissipation



Reverse Power Dissipation



Current Derating $V_R=40\text{V}$

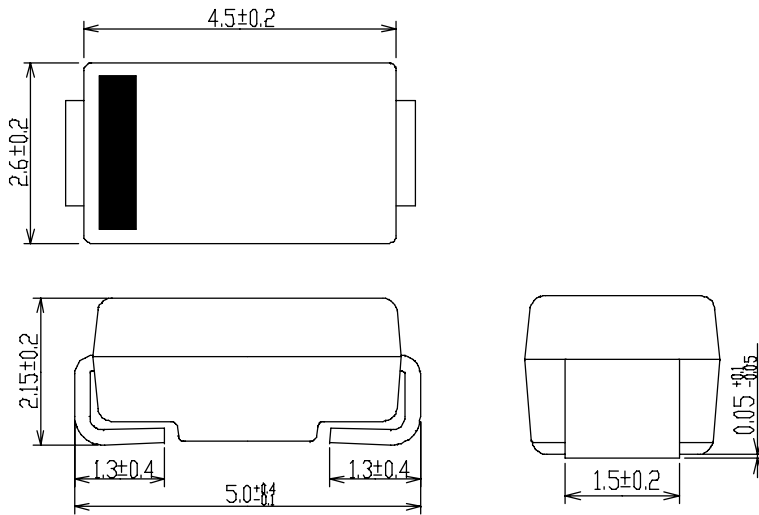


SJPB-L4

Schottky Barrier Rectifier

Mar. 2008

★ Outline drawings, mm



★ Connection Diagram

