



MHz RANGE CRYSTAL UNIT

MA-406
MA-505/MA-506

- Frequency range : 4 MHz to 64 MHz
- Thickness : 11.7 × 4.8 × 3.7 mm ...MA-406
13.46 × 5.08 × 4.6 mm ...MA-505/506
- Overtone order : Fundamental
3rd overtone (30 MHz to 64 MHz)
- Applications : For Clock of integrated circuit



Product Number (please contact us)

MA-406 : Q22MA4062xxxx00

MA-505 : Q22MA5052xxxx00

MA-506 : Q22MA5062xxxx00



Actual size

MA-406



MA-505 / 506



Specifications (characteristics)

Item	Symbol	Specifications	Conditions / Remarks
Nominal frequency range	f_nom	4.000 MHz to 29.999 MHz	Fundamental *1
		30.000 MHz to 64.000 MHz	3rd overtone *2
Storage temperature	T_stg	-55 °C to +125 °C	Storage as single product.
Operating temperature	T_use	-20 °C to +70 °C	Please contact us on availability of -40 °C to +85 °C
Level of drive	DL	10 μW to 100 μW	
Frequency tolerance (standard)	f_tol	±50 × 10 ⁻⁶	+25 °C
Frequency versus temperature characteristics (standard)	f_tem	Under 5.5 MHz : ±50 × 10 ⁻⁶ Over 5.5 MHz : ±30 × 10 ⁻⁶	-20 °C to +70 °C Please contact us for requirements not listed in this specifications.
Load capacitance	CL	Fundamental: 10 pF to ∞ Overtone: 5 pF to ∞	Please specify
Motional resistance (ESR)	R ₁	As per table below	-20 °C to +70 °C, DL=100 μW
Shunt capacitance	C ₀	5 pF Max.	
Frequency aging	f_age	±5 × 10 ⁻⁶ / year Max.	+25 °C, First year

*1 4.0 MHz ≤ f_nom < 5.5 MHz : See "Available frequencies from 4.0 MHz to less than 5.5 MHz". 8.0 MHz < f_nom < 8.2 MHz: Unavailable.

*2 26.000 MHz ≤ f_nom < 30.000 MHz : please contact us for inquiries for 3rd overtone mode.

Available frequencies from 4.0 MHz to less than 5.5 MHz (MHz)

4.000	4.032	4.096	4.190	4.194304	4.433619	4.500	4.800	4.9152
-------	-------	-------	-------	----------	----------	-------	-------	--------

Motional resistance (ESR)

Frequency (MHz)	4 ≤ f_nom < 5.5	5.5 ≤ f_nom < 6	6 ≤ f_nom < 10	10 ≤ f_nom < 12	12 ≤ f_nom < 16	16 ≤ f_nom < 30	30 ≤ f_nom ≤ 36	36 < f_nom ≤ 64
Motional resistance	150 Ω Max.	100 Ω Max.	80 Ω Max.	60 Ω Max.	50 Ω Max.	40 Ω Max.	100 Ω Max.	80 Ω Max.
Overtone order	Fundamental						3rd overtone	

Product name MA-406 24.000000MHz 12.0 +10.0-10.0

(Standard form)

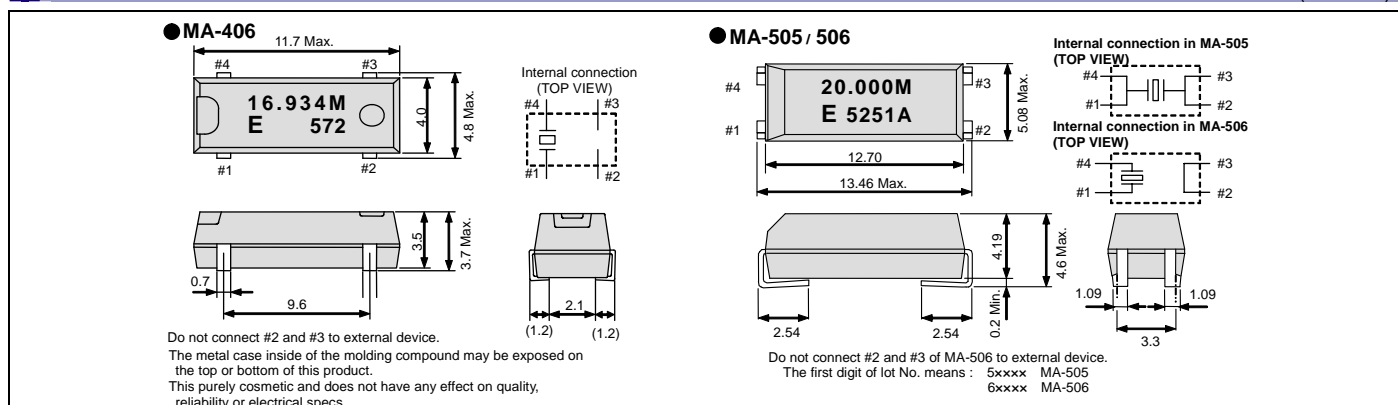
① ② ③ ④

①Model ②Frequency ③Load capacitance(pF) ④Frequency tolerance(× 10⁻⁶, +25 °C)

In addition to the above mentioned specification item, please specify frequency temperature characteristics and operating temperature range in case of inquiry.

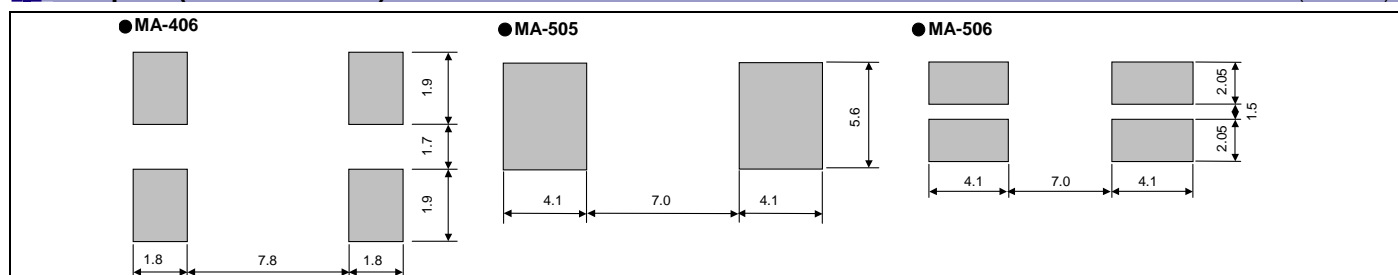
External dimensions

(Unit:mm)



Footprint (Recommended)

(Unit:mm)



PROMOTION OF ENVIRONMENTAL MANAGEMENT SYSTEM CONFORMING TO INTERNATIONAL STANDARDS

At Seiko Epson, all environmental initiatives operate under the Plan-Do-Check-Action (PDCA) cycle designed to achieve continuous improvements. The environmental management system (EMS) operates under the ISO 14001 environmental management standard.

All of our major manufacturing and non-manufacturing sites, in Japan and overseas, completed the acquisition of ISO 14001 certification.

ISO 14000 is an international standard for environmental management that was established by the International Standards Organization in 1996 against the background of growing concern regarding global warming, destruction of the ozone layer, and global deforestation.





WORKING FOR HIGH QUALITY

In order provide high quality and reliable products and services than meet customer needs,

Seiko Epson made early efforts towards obtaining ISO9000 series certification and has acquired ISO9001 for all business establishments in Japan and abroad. We have also acquired ISO/TS 16949 certification that is requested strongly by major automotive manufacturers as standard.

ISO/TS16949 is the international standard that added the sector-specific supplemental requirements for automotive industry based on ISO9001.

► Explanation of the mark that are using it for the catalog

	► Pb free.
	► Complies with EU RoHS directive. *About the products without the Pb-free mark. Contains Pb in products exempted by EU RoHS directive. (Contains Pb in sealing glass, high melting temperature type solder or other.)
	► Designed for automotive applications such as Car Multimedia, Body Electronics, Remote Keyless Entry etc.
	► Designed for automotive applications related to driving safety (Engine Control Unit, Air Bag, ESC etc).

Notice

- This material is subject to change without notice.
- Any part of this material may not be reproduced or duplicated in any form or any means without the written permission of Seiko Epson.
- The information about applied circuitry, software, usage, etc. written in this material is intended for reference only. Seiko Epson does not assume any liability for the occurrence of infringing on any patent or copyright of a third party. This material does not authorize the licensing for any patent or intellectual copyrights.
- When exporting the products or technology described in this material, you should comply with the applicable export control laws and regulations and follow the procedures required by such laws and regulations.
- You are requested not to use the products (and any technical information furnished, if any) for the development and/or manufacture of weapon of mass destruction or for other military purposes. You are also requested that you would not make the products available to any third party who may use the products for such prohibited purposes.
- These products are intended for general use in electronic equipment. When using them in specific applications that require extremely high reliability, such as the applications stated below, you must obtain permission from Seiko Epson in advance.
 - / Space equipment (artificial satellites, rockets, etc.) / Transportation vehicles and related (automobiles, aircraft, trains, vessels, etc.) / Medical instruments to sustain life / Submarine transmitters / Power stations and related / Fire work equipment and security equipment / traffic control equipment / and others requiring equivalent reliability.
- All brands or product names mentioned herein are trademarks and/or registered trademarks of their respective.

Mouser Electronics

Authorized Distributor

Click to View Pricing, Inventory, Delivery & Lifecycle Information:

Epson:

[MA-505 14.31818M-C3: PURE SN](#) [MA-506 7.5000MC-C3: PURE SN](#) [MA-505 19.6600M-C3: PURE SN](#) [MA-506 48.0000M-C3: PURE SN](#) [MA-505 11.0592M-C3: ROHS](#) [MA-505 22.1184M-C3: PURE SN](#) [MA-505 4.0000M-C3: ROHS](#) [MA-505 30.0000M-C3: ROHS](#) [MA-505 7.3728M-C3: ROHS](#) [MA-505 10.0000M-C3: ROHS](#) [MA-505 19.6608M-C3: PURE SN](#) [MA-505 18.4320M-C3: ROHS](#) [MA-506 7.8432M-C3: PURE SN](#) [MA-505 8.0000M-C3: ROHS](#) [MA-506 18.0000M-C3: PURE SN](#) [MA-505 24.0000M-C3: ROHS](#) [MA-505 14.7456M-C3: ROHS](#) [MA-505 9.8304M-C3: ROHS](#) [MA-505 40.0000M-C3: ROHS](#) [MA-505 14.3180M-C3: ROHS](#) [MA-505 4.0960M-C3: ROHS](#) [MA-506 20.0000M50X-A3: PURE SN](#) [MA-506 11.0592M-C3: ROHS](#) [MA-506 4.0960M-C3: ROHS](#) [MA-506 6.0000M-C3: ROHS](#) [MA-505 11.0000M-C3: PURE SN](#) [MA-506 12.0000M-B3: PURE SN](#) [MA-505 16.0000M50X-C3: PURE SN](#) [MA-506 10.0000M-B3: ROHS](#) [MA-506 22.1184M-C3: ROHS](#)