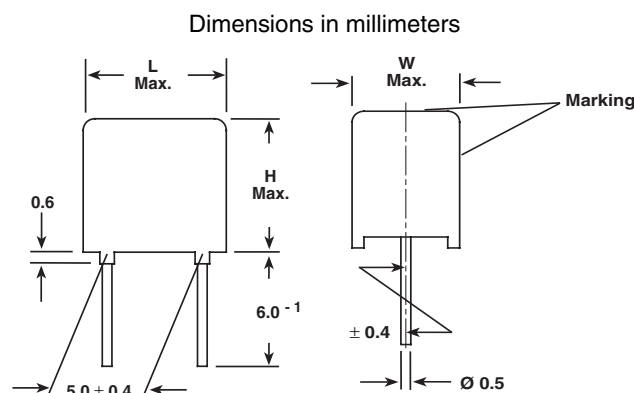


Metallized Polypropylene Film Capacitor

Related Document: IEC 60384-16



MAIN APPLICATIONS

Oscillator, timing and LC/RC filter circuits, high frequency coupling/decoupling, sample and hold circuits.

MARKING

Manufacturer's logo/type/C-value/rated voltage/tolerance/ date of manufacture

DIELECTRIC

Polypropylene film

ELECTRODES

Vacuum deposited aluminum

COATING

Flame retardant plastic case (UL-class 94 V-0), blue, epoxy resin sealed

CONSTRUCTION

Extended metallized film (refer to general information)

LEADS

Tinned wire

IEC TEST CLASSIFICATION

55/100/56, according to IEC 60068

OPERATING TEMPERATURE RANGE

- 55°C to + 100°C

CAPACITANCE RANGE

0.01µF to 0.1µF

CAPACITANCE DRIFT

Up to + 40°C, < 0.5% for a period of two years

DISSIPATION FACTOR TAN δ

MEASURED AT	C ≤ 0.1µF
1kHz	0.4 x 10 ⁻³
10kHz	0.6 x 10 ⁻³
100kHz	4 x 10 ⁻³
Maximum values	

FEATURES

Product is completely lead (Pb)-free
Product is RoHS-compliant



CAPACITANCE TOLERANCES

± 10% (K), ± 5% (J), ± 2.5% (H), ± 1% (F)



RATED VOLTAGES (U_R)

160 VDC

RoHS
COMPLIANT

PERMISSIBLE AC VOLTAGES (RMS) UP TO 60HZ

100 VAC

TEST VOLTAGE (ELECTRODE/ELECTRODE)

1.6 x U_R for 2 s

INSULATION RESISTANCE

Measured at 100 VDC after one minute
100,000 MΩ minimum value

TEMPERATURE COEFFICIENT

- 250°C x 10⁻⁶/°C (typical value)

MAXIMUM PULSE RISE TIME

dv/dt = 390 V/µs

If the maximum pulse voltage is less than the rated voltage, higher dv/dt values can be permitted.

DERATING FOR DC AND AC CATEGORY VOLTAGE U_C

At + 85°C: U_C = 1.0 U_R

At + 100°C: U_C = 0.7 U_R

SELF INDUCTANCE

~ 6 nH measured with 2mm long leads

PULL TEST ON LEADS

≥ 30 N in direction of leads according to IEC 60068-2-21

DIELECTRIC ABSORPTION

0.05% (typical value) acc. to IEC 60384-1

RELIABILITY

Operational life > 300,000 h

Failure rate < 5 FIT (40°C and 0.5 x U_R)

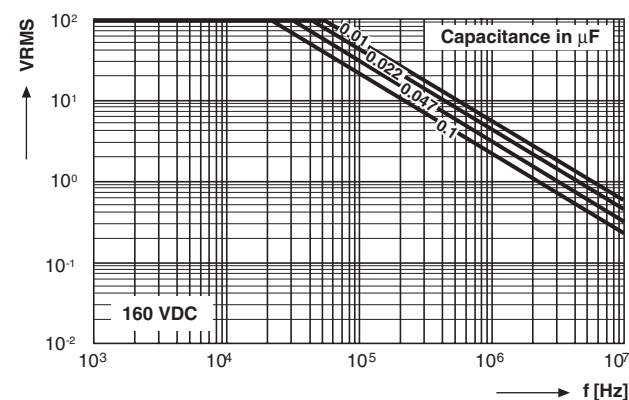
For further details, please refer to the general information available at www.vishay.com/doc?26033.

CAPACITANCE	CAPACITANCE CODE	VOLTAGE CODE 16 160 VDC/100 VAC		
		W	H	L
0.01 μ F	- 310	5.5	7.0	7.5
0.015 μ F	- 315	5.5	7.0	7.5
0.022 μ F	- 322	5.5	7.0	7.5
0.033 μ F	- 333	7.5	9.0	7.5
0.047 μ F	- 347	7.5	9.0	7.5
0.068 μ F	- 368	7.5	9.0	7.5
0.1 μ F	- 410	9.0	11.0	7.5

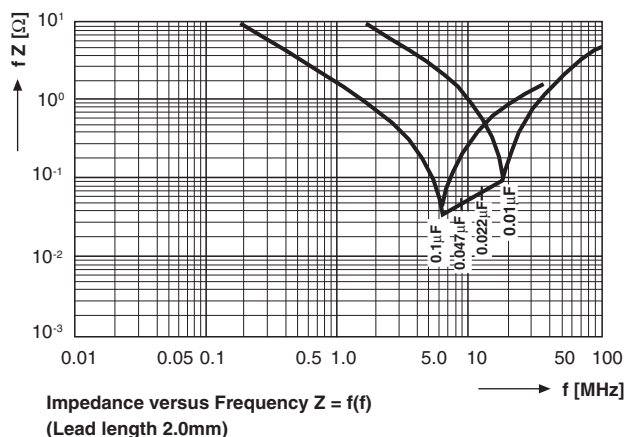
Further C-values upon request

RECOMMENDED PACKAGING

LETTER CODE	TYPE OF PACKAGING	HEIGHT (H) (mm)	REEL DIAMETER (mm)	ORDERING CODE EXAMPLES	PCM 5
D	AMMO	16.5	S*	MKP 1837-322-162-D	X
G	AMMO	18.5	S*	MKP 1837-322-162-G	X
F	REEL	16.5	350	MKP 1837-322-162-F	X
W	REEL	18.5	350	MKP 1837-322-162-W	X
—	BULK	—	—	MKP 1837-322-162	X



Permissible AC Voltage versus Frequency





Disclaimer

ALL PRODUCT, PRODUCT SPECIFICATIONS AND DATA ARE SUBJECT TO CHANGE WITHOUT NOTICE TO IMPROVE RELIABILITY, FUNCTION OR DESIGN OR OTHERWISE.

Vishay Intertechnology, Inc., its affiliates, agents, and employees, and all persons acting on its or their behalf (collectively, "Vishay"), disclaim any and all liability for any errors, inaccuracies or incompleteness contained in any datasheet or in any other disclosure relating to any product.

Vishay makes no warranty, representation or guarantee regarding the suitability of the products for any particular purpose or the continuing production of any product. To the maximum extent permitted by applicable law, Vishay disclaims (i) any and all liability arising out of the application or use of any product, (ii) any and all liability, including without limitation special, consequential or incidental damages, and (iii) any and all implied warranties, including warranties of fitness for particular purpose, non-infringement and merchantability.

Statements regarding the suitability of products for certain types of applications are based on Vishay's knowledge of typical requirements that are often placed on Vishay products in generic applications. Such statements are not binding statements about the suitability of products for a particular application. It is the customer's responsibility to validate that a particular product with the properties described in the product specification is suitable for use in a particular application. Parameters provided in datasheets and / or specifications may vary in different applications and performance may vary over time. All operating parameters, including typical parameters, must be validated for each customer application by the customer's technical experts. Product specifications do not expand or otherwise modify Vishay's terms and conditions of purchase, including but not limited to the warranty expressed therein.

Except as expressly indicated in writing, Vishay products are not designed for use in medical, life-saving, or life-sustaining applications or for any other application in which the failure of the Vishay product could result in personal injury or death. Customers using or selling Vishay products not expressly indicated for use in such applications do so at their own risk. Please contact authorized Vishay personnel to obtain written terms and conditions regarding products designed for such applications.

No license, express or implied, by estoppel or otherwise, to any intellectual property rights is granted by this document or by any conduct of Vishay. Product names and markings noted herein may be trademarks of their respective owners.

Mouser Electronics

Authorized Distributor

Click to View Pricing, Inventory, Delivery & Lifecycle Information:

Vishay:

[MKP1837410011](#) [MKP1837322161](#) [MKP1837310161](#) [MKP1837333162-F](#) [MKP1837310164W](#) [MKP1837368165W](#)
[MKP1837410161F](#) [MKP1837322161G](#)