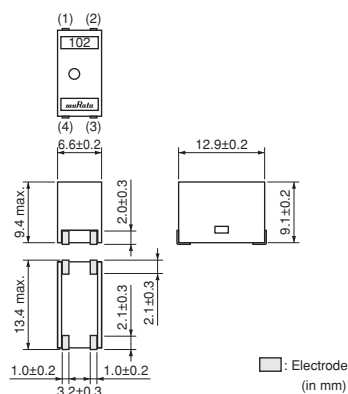


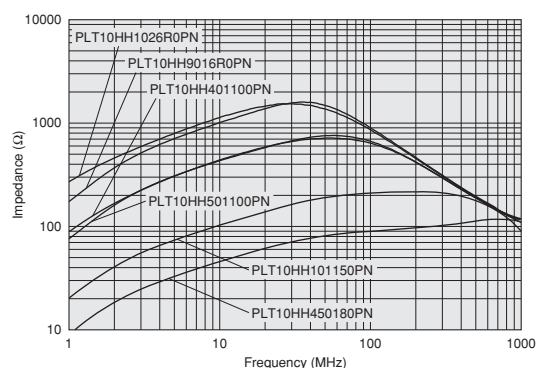
Large Current Common Mode Coil for Automotive Available

PLT10H Series

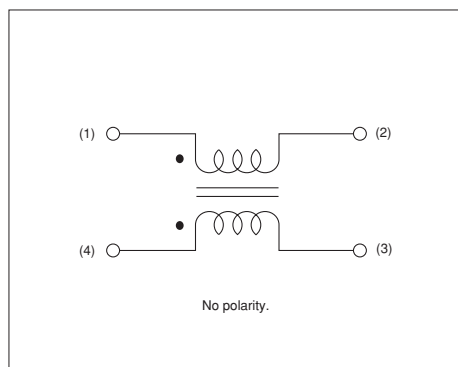
■ Dimensions



■ Impedance-Frequency Characteristics (Main Items)



■ Equivalent Circuit



■ Packaging

| Code | Packaging | Minimum Quantity |
|------|---------------------|------------------|
| L | 180mm Embossed Tape | 125 |
| K | 330mm Embossed Tape | 500 |
| B | Bulk(Bag) | 50 |

■ Rated Value (□: packaging code)

| Part Number | Common Mode Impedance (at 10MHz/20°C) | Rated Current | Rated Voltage | Insulation Resistance (min.) | Withstand Voltage | DC Resistance | Operating Temperature Range (Self-temperature rise is included) | Inductance |
|------------------|--|------------------|------------------|---------------------------------|----------------------|-------------------|--|------------|
| PLT10HH450180PN□ | 45ohm (Typ.) | 18A | 300Vdc | 10M ohm | 750Vdc | 1.3m ohm±0.5m ohm | -55 to +125°C | 0.8μH min. |
| PLT10HH101150PN□ | 100ohm (Typ.) | 15A | 300Vdc | 10M ohm | 750Vdc | 1.8m ohm±0.5m ohm | -55 to +125°C | 2.0μH min. |
| PLT10HH401100PN□ | 400ohm (Typ.) | 10A | 100Vdc | 10M ohm | 250Vdc | 3.6m ohm±0.5m ohm | -55 to +125°C | 6μH min. |
| PLT10HH501100PN□ | 500ohm (Typ.) | 10A | 100Vdc | 10M ohm | 250Vdc | 3.6m ohm±0.5m ohm | -55 to +105°C | 9μH min. |
| PLT10HH9016R0PN□ | 900ohm (Typ.) | 6A | 100Vdc | 10M ohm | 250Vdc | 8.0m ohm±0.5m ohm | -55 to +125°C | 14μH min. |
| PLT10HH1026R0PN□ | 1000ohm (Typ.) | 6A | 100Vdc | 10M ohm | 250Vdc | 8.0m ohm±0.5m ohm | -55 to +105°C | 20μH min. |


Number of Circuit: 1

Continued on the following page.

● This data sheet is applied for CHIP COMMON MODE CHOKE COIL used for General Electronics equipment for your design.

⚠ Note:

1. This datasheet is downloaded from the website of Murata Manufacturing co., ltd. Therefore, it's specifications are subject to change or our products in it may be discontinued without advance notice. Please check with our sales representatives or product engineers before ordering.
2. This datasheet has only typical specifications because there is no space for detailed specifications. Therefore, please approve our product specifications or transact the approval sheet for product specifications before ordering.

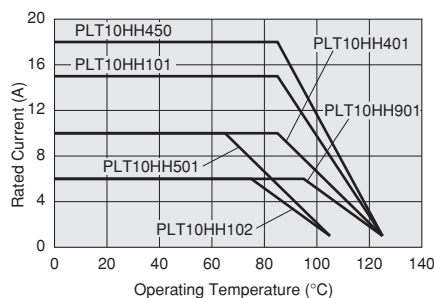
 Continued from the preceding page.

Derating of Rated Current

In operating temperature exceeding +65°C, derating of current is necessary for PLT10H series.

Please apply the derating curve shown in chart according to the operating temperature.

Derating of Rated Current



Caution/Notice

Caution (Rating)

Do not use products beyond the rated current and rated voltage as this may create excessive heat and deteriorate the insulation resistance.

Notice

Solderability of Tin plating termination chip might be deteriorated when low temperature soldering profile where peak solder temperature is below the Tin melting point is used. Please confirm the solderability of Tin plating termination chip before use.

● This data sheet is applied for CHIP COMMON MODE CHOKE COIL used for General Electronics equipment for your design.

Note:

1. This datasheet is downloaded from the website of Murata Manufacturing co., ltd. Therefore, it's specifications are subject to change or our products in it may be discontinued without advance notice. Please check with our sales representatives or product engineers before ordering.
2. This datasheet has only typical specifications because there is no space for detailed specifications. Therefore, please approve our product specifications or transact the approval sheet for product specifications before ordering.

Mouser Electronics

Authorized Distributor

Click to View Pricing, Inventory, Delivery & Lifecycle Information:

[Murata:](#)

[PLT10HH1026R0PNL](#) [PLT10HH401100PNL](#) [PLT10HH501100PNL](#) [PLT10HH9016R0PNL](#) [PLT10HH101150PNL](#)
[PLT10HH450180PNL](#) [PLT10HH450180PNB](#) [PLT10HH101150PNB](#) [PLT10HH101150PNK](#) [PLT10HH450180PNK](#)