

Datasheet

RS Pro Indicator Panel Mount, 22mm Mounting Hole Size, Yellow LED, Lead Wires Termination, 18 mm Lamp Size, 28 V dc

RS Stock No: **123-2433**



Product Details

RS Pro chamfer indicator with 22 mm mounting hole, features super bright yellow LEDs for panel mount applications. With an IP67 rating, it is suitable for most environments including outdoor applications. This indicator accommodates a lamp size of 18 mm and offers rear epoxy wire termination. It has a voltage rating of 28 V dc. The indicator has a wide operating temperature range of -40 to +85°C, further increasing the potential applications they may be used for. The 18 mm LED requires a 22 mm panel cut-out and is supplied with a fixing nut and spring washer. It offers a wide selection of voltage ratings, bezel finishes and bezel styles.

Features and Benefits

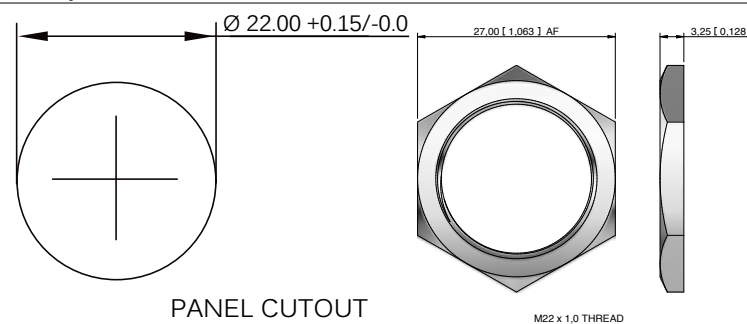
- 22 mm panel mounting LED indicator
- Coloured diffused epoxy lens or water clear super bright LEDs
- Prominent, recessed, chamfer and flush bezel styles
- Sealed to IP67
- Operating temperature range: -40 to +85°C

Specifications:

Bezel Colour	Metallic (Stainless Steel)
Bezel Style	Chamfer
Current Rating	40 mA
Intensity	1250 mcd (Flush), 365 mcd (Prominent)
IP Rating	IP67
Lamp Size	18 mm
Lamp Type	LED
Length	24.5 mm
Light Output Colour	Yellow
Mounting Hole Size	22 mm
Termination Type	Rear Epoxy Wires
Type	Panel Mount
Voltage Rating	28 V dc
Temperature Rating	-40 to +85°C
Type of Illumination	Fixed Light
LED Colour	Super Bright Yellow

**ENGLISH****TECHNICAL SPECIFICATIONS**

Voltage	Operating Voltage (Min to Max)	Operating Current (Typical All Types)
05 (No Resistor)	3.3 to 9.9VDC	40mA max*
12VDC	10.8 to 13.2VDC	40mA
24VDC	21.6 to 26.4VDC	40mA
28VDC	25.2 to 30.8VDC	40mA
110VAC	99 to 121VAC	5mA
220VAC	207 to 253VAC	3mA

Max Reverse Voltage: 5V**Viewing Angle: 30–100°** (dependant on model)**Life Expectancy: 100,000 hours****Temperature Range: –40 to +85°C** (operating & storage)**Torque: 100cNm**

Standard LED Intensity	Prominent and Recessed	Flush	Forward Voltage
HE Red	82mcd	70mcd	5.7V
Green	95mcd	66mcd	6.0V
Yellow	60mcd	59mcd	5.9V
Blue	120mcd	101mcd	9.9V
White	1,000mcd	150mcd	3.3V
Bi-color (Typical) (Red/Green)	80/50mcd	80/50mcd	2.0V/2.2V
Tri-color (Typical) (Red/Green/Yellow)	80/50/50mcd	80/50/50mcd	2.0V/2.2V/2.1V
Bi-color - The color is changed by reversing the polarity of the supply voltage.			
Tri-color - The indicator has red and green LEDs, when both connected yellow is produced.			
Super bright LED (Diffused)	Prominent and Recessed	Flush	Forward Voltage
HE Red	465mcd	800mcd	5.7V
Green	245mcd	980mcd	9.0V
Yellow	365mcd	1,250mcd	6.0V
Luminous intensity will be reduced with lower operating current.			

Note: The operating voltage must not be exceeded by more than 10% as this will result in reduced life expectancy.

The company reserves the right to change specifications without notice.

* Customer to supply resistor for desired operating current.

Luminous intensity is measured at 20mA on a discrete LED unless otherwise stated.

Luminous intensities and color shades of white LEDs may vary within a batch.

LED characteristics are dependent upon environmental conditions. Therefore published data should be considered nominal.

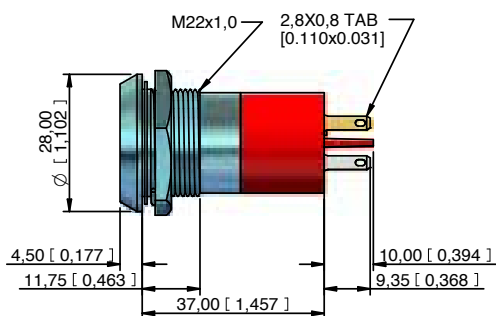
Technical Drawings

CHAMFER BEZEL

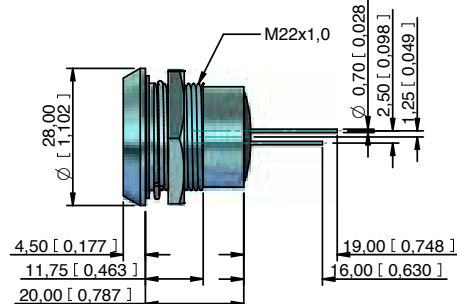
(316L Stainless Steel and aluminium only)

ENGLISH

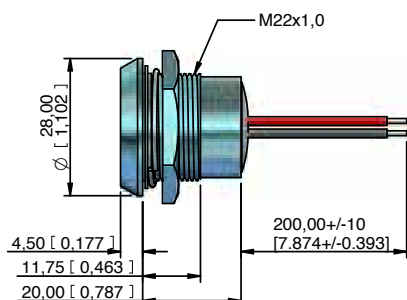
SOLDER LUG/FASTONS



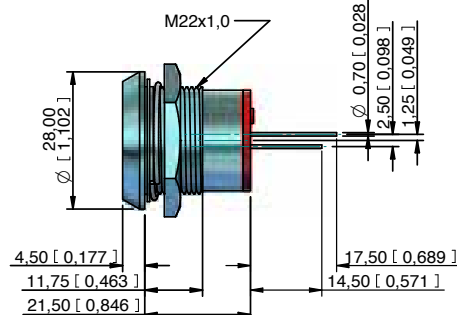
REAR EPOXY PINS



REAR EPOXY WIRES



SHORT BODY PINS



SHORT BODY WIRES

