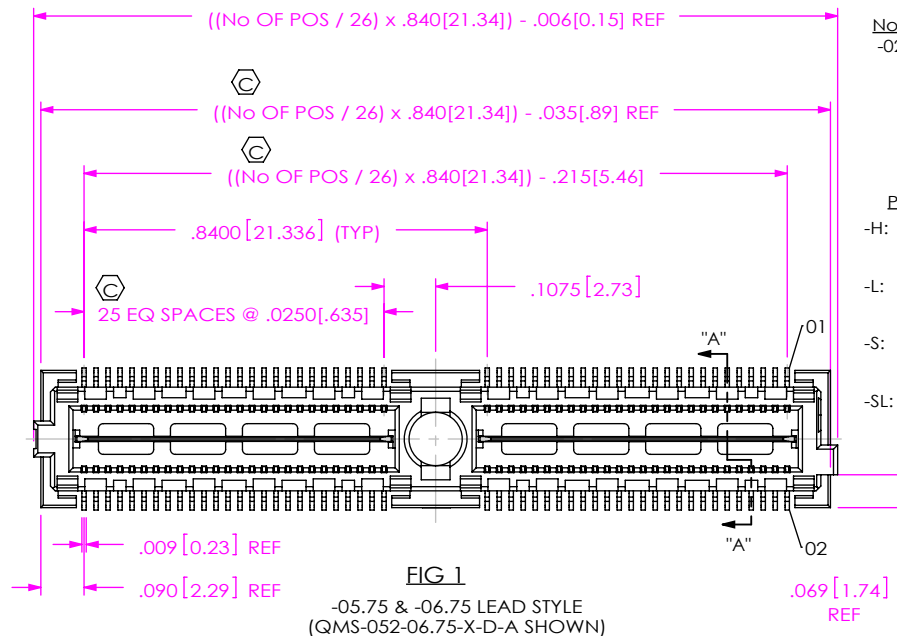


DO NOT
SCALE FROM
THIS PRINT

NO OF POSITIONS (PER ROW)
-026, -052, -078, -104, * -130

LEAD STYLE (SEE NOTE 9)
-05.75 (SEE FIG 1)
-06.75 (SEE FIG 1)
**-09.75 (SEE FIG 4, SHEET 3)

PLATING SPECIFICATION
-H: 30μ" GOLD IN CONTACT AREA,
3μ" GOLD ON TAIL.
(AVAILABLE ON -05.75 & -06.75 LEAD STYLE ONLY)
-L: 10μ" GOLD IN CONTACT AREA,
MATTE TIN ON TAIL.
(AVAILABLE ON -05.75 & -06.75 LEAD STYLE ONLY)
-S: 30μ" GOLD IN CONTACT AREA,
MATTE TIN ON TAIL.
(AVAILABLE ON -09.75 LEAD STYLE ONLY)
-SL: 10μ" GOLD IN CONTACT AREA,
MATTE TIN ON TAIL.
(AVAILABLE ON -09.75 LEAD STYLE ONLY)

ROW SPECIFICATION
-D: DOUBLE

OPTION
-A: ALIGNMENT PIN
-GP: GUIDE POSTS
(SEE FIG 3, SHEET 2)
(AVAILABLE ON -05.75 & -06.75
LEAD STYLES ONLY)
-K: KAPTON PAD
(SEE FIG 2, SHEET 2)
(OPTIONS NOT AVAILABLE IN
COMBINATION WITH -PXX OR -RFX)

PACKAGING OPTION
-TR: TAPE & REEL PACKAGING
(-026 THRU -078 WITH NO OPTIONS)
(-026 & -052 WITH -GP, -PXX, -RF1, -RT1)
(-026 WITH RF2)

END OPTION
-PC4: POWER COMBO 4 (.062" THICK BOARD)
(SEE FIG 5, SHEET 4)
-PC8: POWER COMBO 8 (.062" THICK BOARD)
(SEE FIG 5, SHEET 4)
-PT4: POWER COMBO 4 (.093" THICK BOARD)
(SEE FIG 5, SHEET 4)
-PT8: POWER COMBO 8 (.093" THICK BOARD)
(SEE FIG 5, SHEET 4)
-RF1: 1 RF POS PER END
(SEE FIG 6, SHEET 5)
-RF2: 2 RF POS PER END
(SEE FIG 7, SHEET 5)
-RT1: 1 RT POS PER END
(SEE FIG 8, SHEET 6)
**(-PXX & -RFX NOT AVAILABLE IN
COMBINATION WITH -A, -GP, OR -K)
(END OPTION APPLIES TO BOTH ENDS,
COMBINATIONS ARE NOT AVAILABLE)
(-PXX & -RFX AVAILABLE IN POS
-026, -052, & -078 ONLY)
(-RFX & -RT1 AVAILABLE ON -05.75 LEAD
STYLE ONLY)
(-RT1 AVAILABLE IN -026, -052, -078,
& -104 POS WITH -A OPTION ONLY)
(-PXX AVAILABLE ON -05.75 & -06.75
LEAD STYLES ONLY)**

* = NOT TOOLED
** = SEE NOTE 10

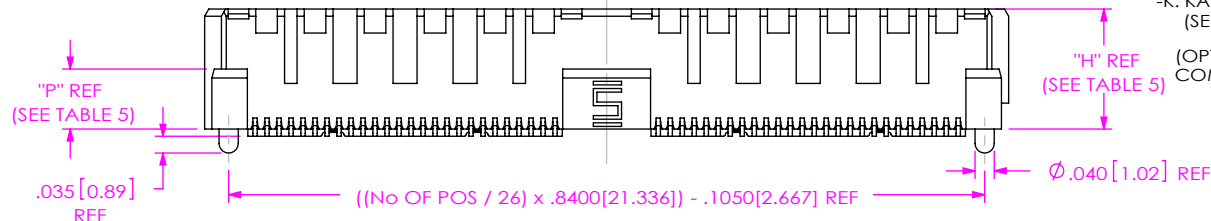
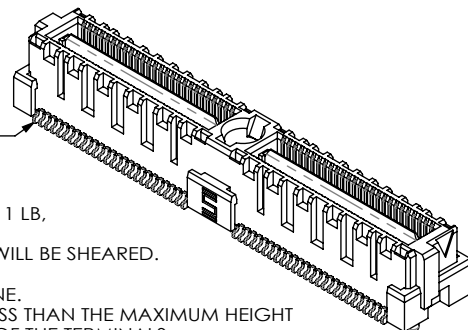


TABLE 5								
LEAD STYLE	"H"	"J"	"P"	QMS BODY	QMS STACKER BODY	TERMINAL	GROUND PLANE	MATED TO QFS-XX-XX
-05.75	.212 [5.38]	.2268 [5.761]	.085 [2.16]	QMSS-26-05.75-D-XX-A	N/A	T-1M19-05.75-XX	T-1G19-05.75-L	QFS-04.25 QFS-06.25
-06.75	.250 [6.35]	.2650 [6.731]	.125 [3.18]	QMSS-26-06.75-D-XX-A	N/A	T-1M19-06.75-XX	T-1G19-06.75-L	QFS-04.25 QFS-06.25
-09.75	.368 [9.35]	.3830 [9.728]	.085 [2.16]	QMSS-26-05.75-D-XX	QTSH-26-01-D-XX-A	T-1M19-09.75-XX	T-1G19-09.75-L	QFS-04.25 QFS-06.25

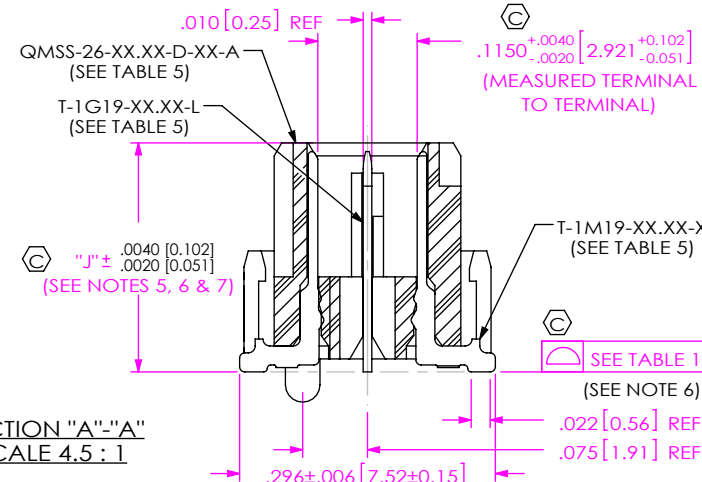
TABLE 1		
NO OF POSITIONS	NO OF BANKS	COPLANARITY
-026 AND -052	1 AND 2	.004[.10]
-078 THRU *-130	3 THRU 5	.006[.15]

* = NOT TOOLED

SEE NOTE 4



SECTION "A"-A"
SCALE 4.5 : 1



UNLESS OTHERWISE SPECIFIED,
DIMENSIONS ARE IN INCHES.

TOLERANCES ARE:

DECIMALS ANGLES
.XX: ±.01[0.3]
.XXX: ±.005[0.13]
.XXXX: ±.0020[0.051]

PROPRIETARY NOTE
THIS DOCUMENT CONTAINS CONFIDENTIAL AND
PROPRIETARY INFORMATION AND ALL DESIGN,
MANUFACTURING, REPRODUCTION USE, PATENT RIGHTS
AND SALES RIGHTS ARE EXPRESSLY RESERVED BY SAMTEC,
INC. THIS DOCUMENT SHALL NOT BE DISCLOSED, IN WHOLE
OR PART, TO ANY UNAUTHORIZED PERSON OR ENTITY NOR
REPRODUCED, TRANSFERRED OR INCORPORATED IN ANY
OTHER PROJECT IN ANY MANNER WITHOUT THE EXPRESS
WRITTEN CONSENT OF SAMTEC, INC.

MATERIAL: DO NOT SCALE DRAWING
INSULATOR: LCP, UL 94V-0; COLOR: BLACK
TERMINAL & GROUND PLANE:
PHOS BRONZE

SHEET SCALE: 1:0.4

DESCRIPTION: .635mm DOUBLE ROW TERMINAL STRIP

DWG. NO.
QMS-XXX-XX.XX-XX-D-XX-XXX-XX
BY: E.L.S. 10/12/2010 SHEET 1 OF 6

samtec

520 PARK EAST BLVD, NEW ALBANY, IN 47150
PHONE: 812-944-6733 FAX: 812-948-5047
e-Mail: info@SAMTEC.com code: 55322

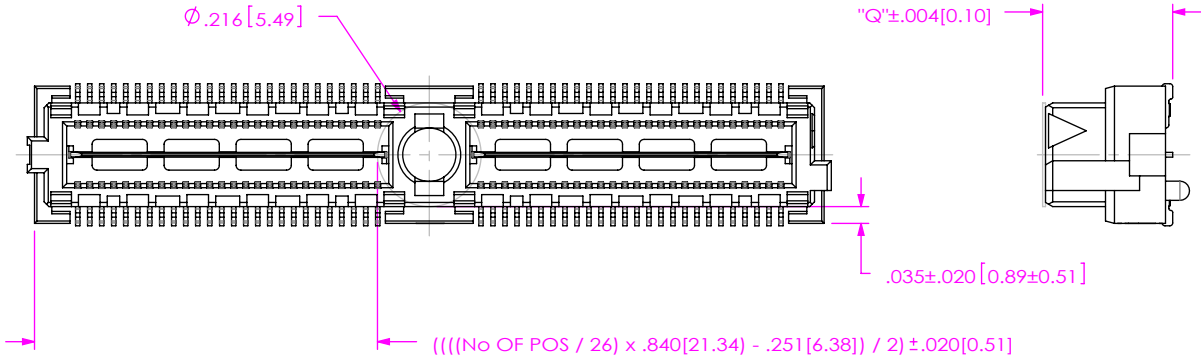
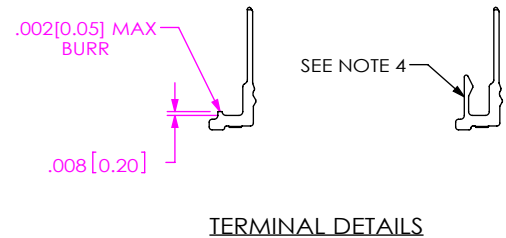
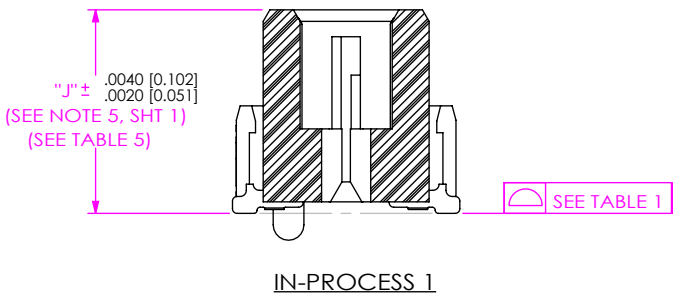


FIG 2
-K: POLYIMIDE PAD OPTION
(USE K-500-300)
(USE K-DOT-217-.313-.005 FOR -GP OPTION, NOT APPROVED
FOR VISION INTEGRATED PAD APPLICATION)
(QMS-052-06.75-X-D-A-K SHOWN)

TABLE 9	
LEAD STYLE	"Q"
-05.75	.233 [5.91]
-06.75	.271 [6.88]
-09.75	.389 [9.88]

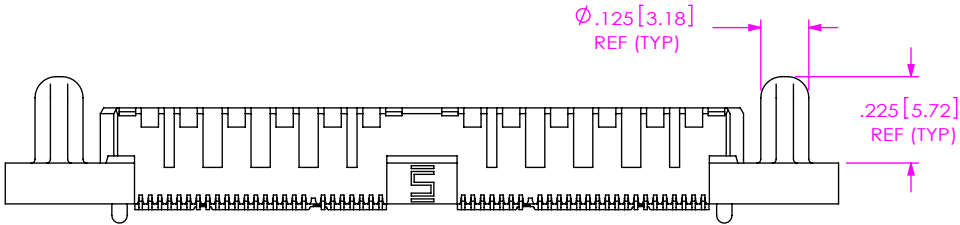
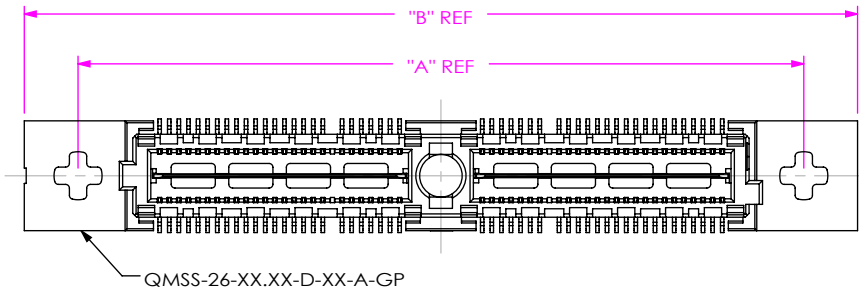


FIG 3
-GP: GUIDE POST OPTION
(QMS-052-06.75-X-D-A-GP SHOWN)
(AVAILABLE ON -05.75 & -06.75 LEAD STYLES ONLY)

TABLE 2		
ASSEMBLY	"A"	"B"
QMS-026-XX-X-D-A-GP	1.050 [26.67]	1.330 [33.78]
QMS-052-XX-X-D-A-GP	1.890 [48.00]	2.170 [55.12]
QMS-078-XX-X-D-A-GP	2.730 [69.34]	3.010 [76.45]
QMS-104-XX-X-D-A-GP	3.570 [90.68]	3.850 [97.79]
* QMS-130-XX-X-D-A-GP	4.410 [112.01]	4.690 [119.13]

* NOT TOOLED

PROPRIETARY NOTE
THIS DOCUMENT CONTAINS CONFIDENTIAL AND
PROPRIETARY INFORMATION AND ALL DESIGN,
MANUFACTURING, REPRODUCTION, USE, PATENT RIGHTS
AND SALES RIGHTS ARE EXPRESSLY RESERVED BY SAMTEC,
INC. THIS DOCUMENT SHALL NOT BE DISCLOSED, IN WHOLE
OR PART, TO ANY UNAUTHORIZED PERSON OR ENTITY NOR
REPRODUCED, TRANSFERRED OR INCORPORATED IN ANY
OTHER PROJECT IN ANY MANNER WITHOUT THE EXPRESS
WRITTEN CONSENT OF SAMTEC, INC.

DO NOT SCALE DRAWING

SHEET SCALE: 1:0.4

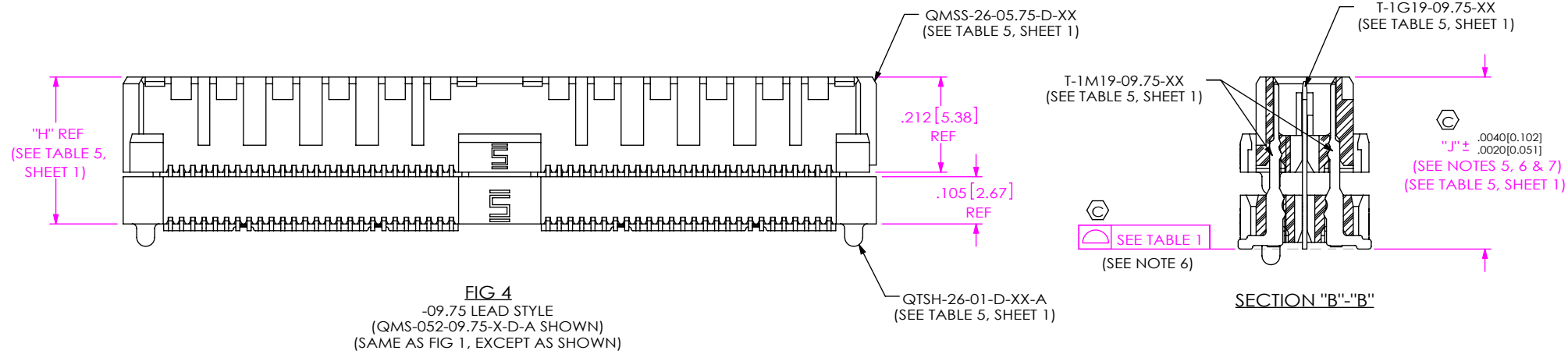
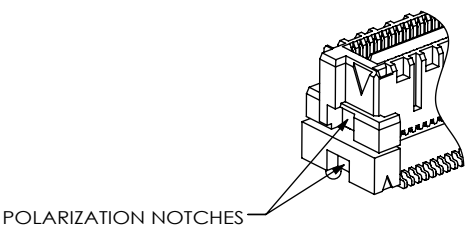
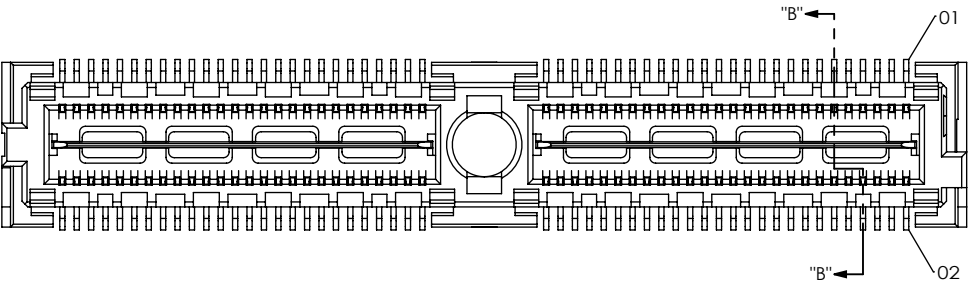


520 PARK EAST BLVD, NEW ALBANY, IN 47150
PHONE: 812-944-6733 FAX: 812-948-5047
e-Mail: info@SAMTEC.com code: 55322

DESCRIPTION:
.635mm DOUBLE ROW TERMINAL STRIP

DWG. NO.
QMS-XXX-XX.XX-XX-D-XX-XXX-XX

BY: E.L.S. 10/12/2010 SHEET 2 OF 6



PROPRIETARY NOTE
THIS DOCUMENT CONTAINS CONFIDENTIAL AND PROPRIETARY INFORMATION AND ALL DESIGN, MANUFACTURING, REPRODUCTION, USE, PATENT RIGHTS AND SALES RIGHTS ARE EXPRESSLY RESERVED BY SAMTEC, INC. THIS DOCUMENT SHALL NOT BE DISCLOSED, IN WHOLE OR PART, TO ANY UNAUTHORIZED PERSON OR ENTITY NOR REPRODUCED, TRANSFERRED OR INCORPORATED IN ANY OTHER PROJECT IN ANY MANNER WITHOUT THE EXPRESS WRITTEN CONSENT OF SAMTEC, INC.

DO NOT SCALE DRAWING
SHEET SCALE: 3:1



520 PARK EAST BLVD, NEW ALBANY, IN 47150
PHONE: 812-944-6733 FAX: 812-948-5047
e-Mail: info@SAMTEC.com code: 55322

DESCRIPTION:
.635mm DOUBLE ROW TERMINAL STRIP
DWG. NO.
QMS-XXX-XX.XX-XX-D-XX-XXX-XX
BY: E.L.S. 10/12/2010 SHEET 3 OF 6

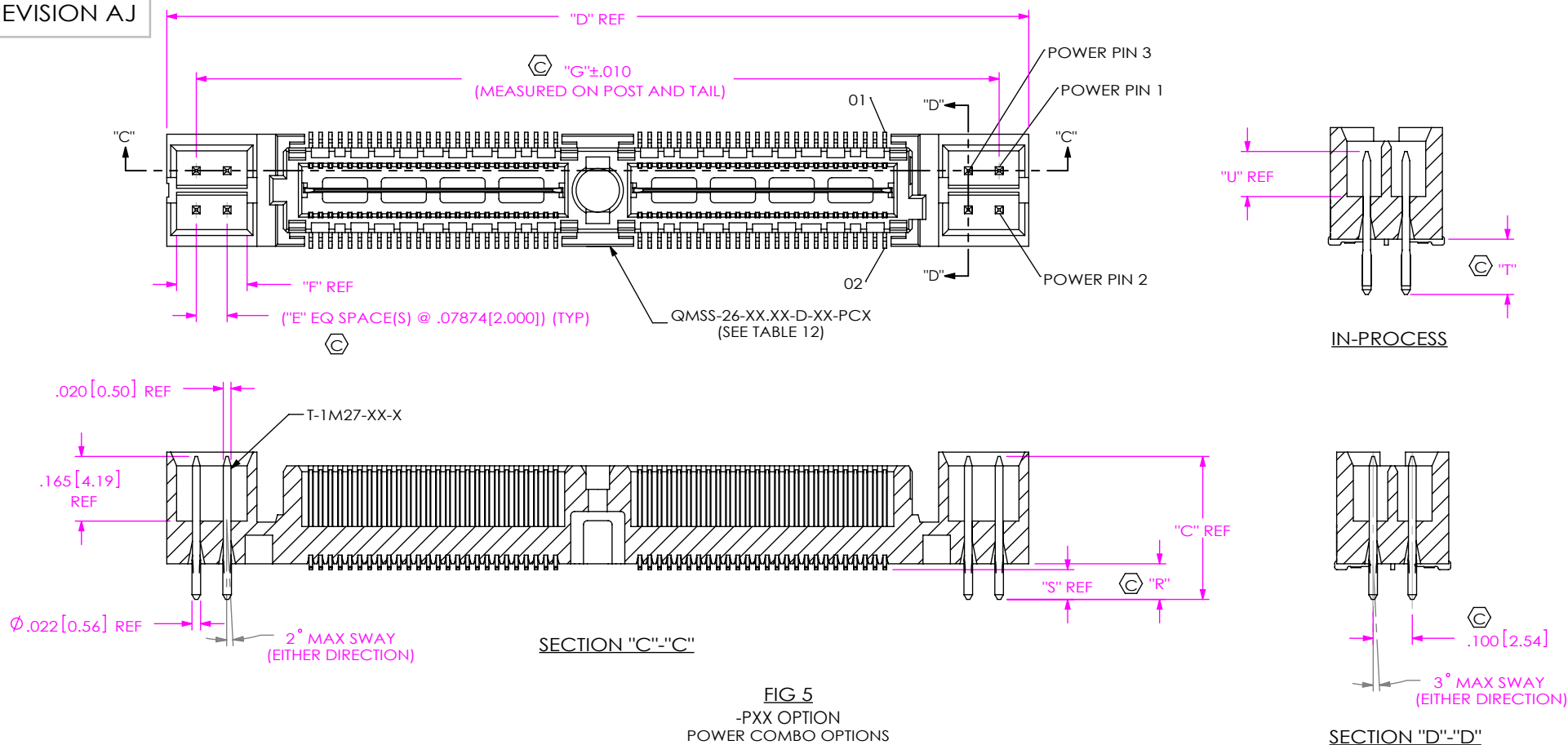


FIG 5
-PXX OPTION
POWER COMBO OPTIONS
QMS-052-06.75-X-D-PC4 SHOWN
(SAME AS FIG 1, UNLESS OTHERWISE STATED)
[NOT AVAILABLE WITH -A, -GP OR -K OPTION, AVAILABLE ON LEAD STYLES -05.75 & -06.75 ONLY]
(AVAILABLE ON -026, -052 & -078 POSITIONS ONLY)

A SSEMBLY	"D"	"E"	"F"	"G"
QMS-026-XX.XX-X-D-X-PX4	1.360[34.54]	1	.180[4.57]	1.209[30.71]
QMS-026-XX.XX-X-D-X-PX8	1.675[42.55]	3	.337[8.56]	1.524[38.71]
QMS-052-XX.XX-X-D-X-PX4	2.200[55.88]	1	.180[4.57]	2.049[52.04]
QMS-052-XX.XX-X-D-X-PX8	2.515[63.88]	3	.337[8.56]	2.364[60.05]
QMS-078-XX.XX-X-D-X-PX4	3.040[77.22]	1	.180[4.57]	2.889[73.38]
QMS-078-XX.XX-X-D-X-PX8	3.355[85.22]	3	.337[8.56]	3.204[81.38]

LEAD STYLE	POWER OPTION	TERMINAL	"C"	"R"	"S"	"T"	"U"
-06.75	PCX	T-1M27-01-S	.365[9.27]	.091[2.31]	.076[1.93]	.132[3.35]	.124[3.15]
-06.75	PTX	T-1M27-03-S	.400[10.16]	.126[3.20]	.111[2.82]	.132[3.35]	.159[4.04]
-05.75	PCX	T-1M27-02-S	.326[8.28]	.086[2.18]	.071[1.80]	.172[4.37]	.079[2.01]
-05.75	PTX	T-1M27-01-S	.365[9.27]	.125[3.18]	.110[2.79]	.172[4.37]	.118[3.00]

TABLE 12		
LEAD STYLE	POWER OPTION	BODY
-06.75	PX4	QMSS-26-06.75-D-XX-PC4
-06.75	PX8	QMSS-26-06.75-D-XX-PC8
-05.75	PX4	QMSS-26-05.75-D-XX-PC4
-05.75	PX8	QMSS-26-05.75-D-XX-PC8

PROPRIETARY NOTE

THIS DOCUMENT CONTAINS CONFIDENTIAL AND PROPRIETARY INFORMATION AND ALL DESIGN, MANUFACTURING, REPRODUCTION, USE, PATENT RIGHTS AND SALES RIGHTS ARE EXPRESSLY RESERVED BY SAMTEC, INC. THIS DOCUMENT SHALL NOT BE DISCLOSED, IN WHOLE OR PART, TO ANY UNAUTHORIZED PERSON OR ENTITY NOT REPRODUCED, TRANSFERRED OR INCORPORATED IN ANY OTHER PROJECT IN ANY MANNER WITHOUT THE EXPRESS WRITTEN CONSENT OF SAMTEC, INC.

DO NOT SCALE DRAWING

SHEET SCALE: 1:0.4



520 PARK EAST BLVD, NEW ALBANY, IN 47150
PHONE: 812-944-6733 FAX: 812-948-5047
e-Mail: info@SAMTEC.com code: 55322

DESCRIPTION:	.635mm DOUBLE ROW TERMINAL STRIP
DWG. NO.	QMS-XXX-XX.XX-XX-D-XX-XXX-XX

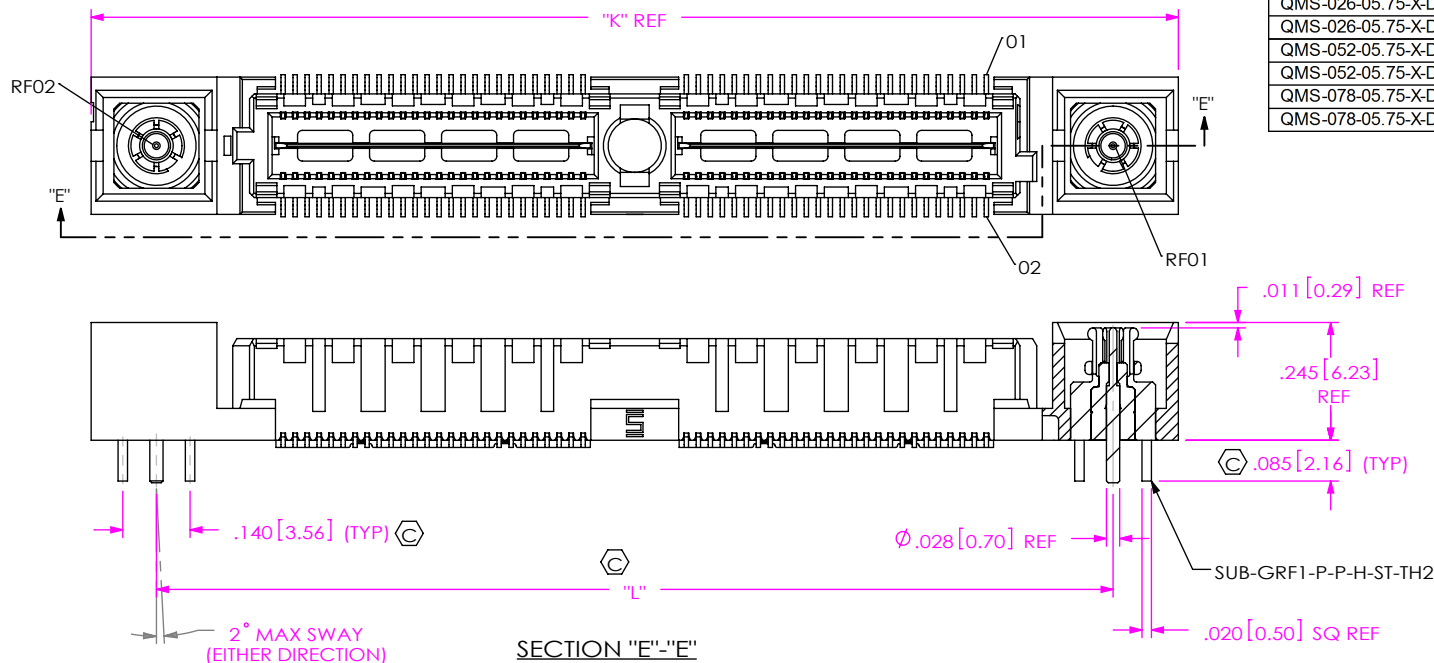
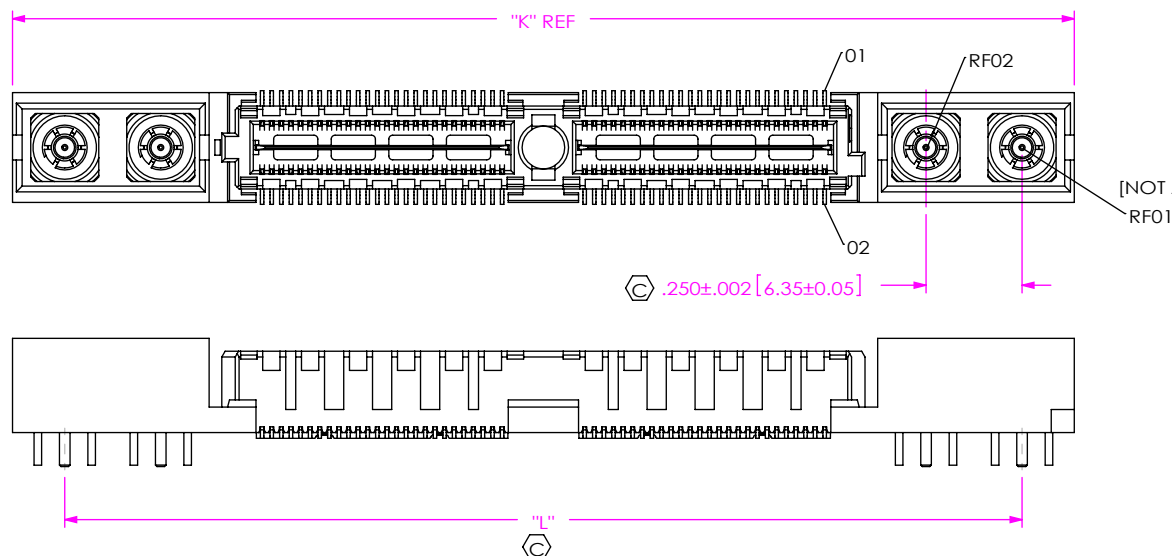


TABLE 7			
ASSEMBLY	QMS-26-05.75-D-XX-RFX	"K"	"L"
QMS-026-05.75-X-D-RF1	QMS-26-05.75-D-01-RF1	1.425[36.20]	1.153[29.29]
QMS-026-05.75-X-D-RF2	QMS-26-05.75-D-01-RF2	1.925[48.90]	1.653[41.99]
QMS-052-05.75-X-D-RF1	QMS-26-05.75-D-02-RF1	2.265[57.53]	1.993[50.62]
QMS-052-05.75-X-D-RF2	QMS-26-05.75-D-02-RF2	2.765[70.23]	2.493[63.32]
QMS-078-05.75-X-D-RF1	QMS-26-05.75-D-03-RF1	3.105[78.87]	2.833[71.96]
QMS-078-05.75-X-D-RF2	QMS-26-05.75-D-03-RF2	3.605[91.57]	3.333[84.66]



PROPRIETARY NOTE
THIS DOCUMENT CONTAINS CONFIDENTIAL AND PROPRIETARY INFORMATION AND ALL DESIGN, MANUFACTURING, REPRODUCTION, USE, PATENT RIGHTS AND SALES RIGHTS ARE EXPRESSLY RESERVED BY SAMTEC, INC. THIS DOCUMENT SHALL NOT BE DISCLOSED, IN WHOLE OR PART, TO ANY UNAUTHORIZED PERSON OR ENTITY NOR REPRODUCED, TRANSFERRED OR INCORPORATED IN ANY OTHER PROJECT IN ANY MANNER WITHOUT THE EXPRESS WRITTEN CONSENT OF SAMTEC, INC.

DO NOT SCALE DRAWING

SHEET SCALE: 1:0.4

samtec

520 PARK EAST BLVD, NEW ALBANY, IN 47150
PHONE: 812-944-6733 FAX: 812-948-5047
e-Mail: info@SAMTEC.com code: 55322

DESCRIPTION:
.635mm DOUBLE ROW TERMINAL STRIP

DWG. NO.
QMS-XXX-XX.XX-XX-D-XX-XXX-XX

BY: E.L.S. 10/12/2010 SHEET 5 OF 6

TABLE 8			
ASSEMBLY	QMS-26-05.75-D-XX-A-RTX	"M"	"N"
QMS-026-05.75-X-D-A-RT1	QMS-26-05.75-D-01-A-RT1	1.425[36.20]	1.153[29.29]
QMS-052-05.75-X-D-A-RT1	QMS-26-05.75-D-02-A-RT1	2.265[57.53]	1.993[50.62]
QMS-078-05.75-X-D-A-RT1	QMS-26-05.75-D-03-A-RT1	3.105[78.87]	2.833[71.96]
QMS-104-05.75-X-D-A-RT1	QMS-26-05.75-D-04-A-RT1	3.945[100.20]	3.673[93.29]

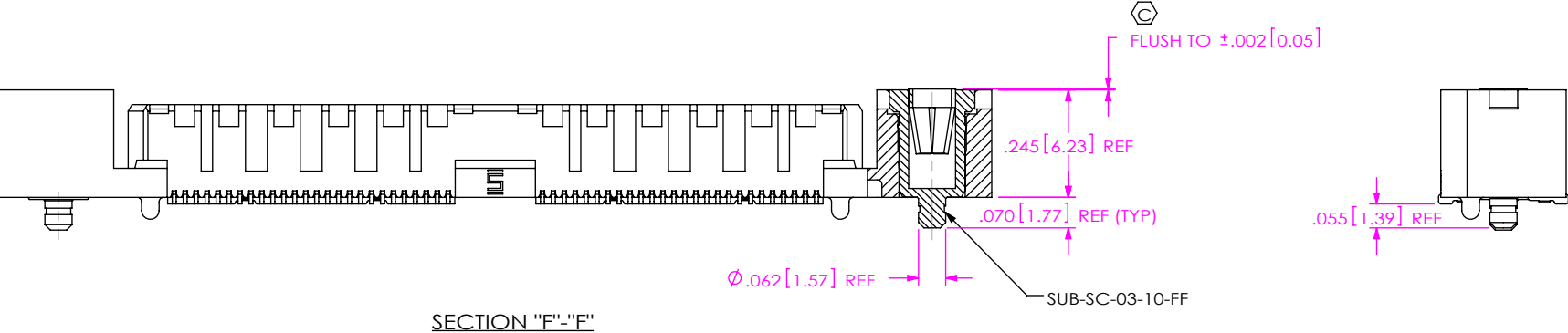
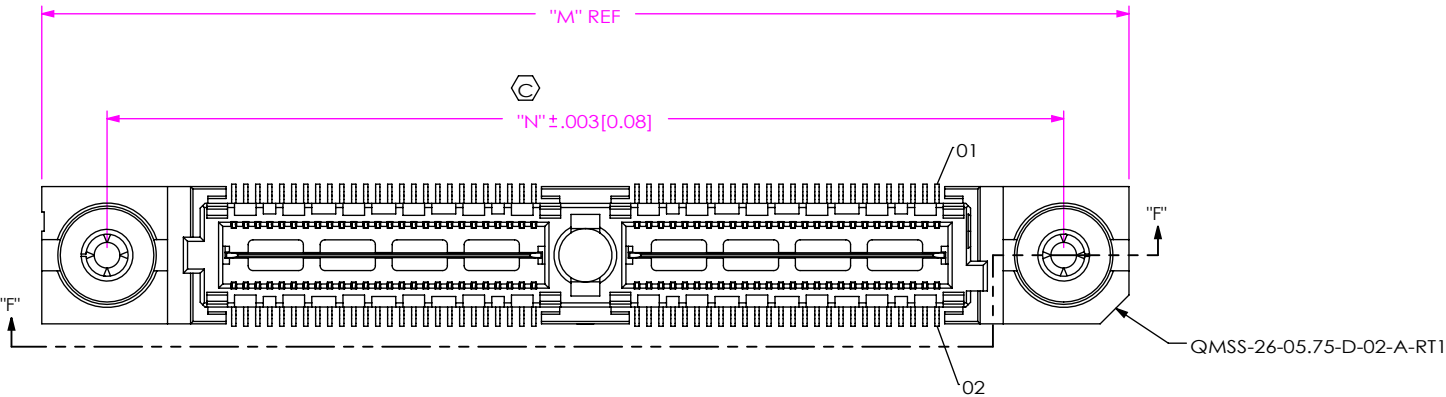


FIG 8
-RT1 OPTION
QMS-052-05.75-X-D-A-RT1 SHOWN
(SAME AS FIG 1, UNLESS OTHERWISE STATED)
[NOT AVAILABLE WITH -GP, -PCX OR -RFX OPTION, AVAILABLE ON LEAD STYLE -05.75 ONLY]
(AVAILABLE ON -026, -052, -078, & -104 POSITIONS WITH -A OPTION ONLY)

<p>• PROPRIETARY NOTE •</p> <p>THIS DOCUMENT CONTAINS CONFIDENTIAL AND PROPRIETARY INFORMATION AND ALL DESIGN, MANUFACTURING, REPRODUCTION, USE, PATENT RIGHTS AND SALES RIGHTS ARE EXPRESSLY RESERVED BY SAMTEC, INC. THIS DOCUMENT SHALL NOT BE DISCLOSED, IN WHOLE OR PART, TO ANY UNAUTHORIZED PERSON OR ENTITY NOR REPRODUCED, TRANSFERRED OR INCORPORATED IN ANY OTHER PROJECT IN ANY MANNER WITHOUT THE EXPRESS WRITTEN CONSENT OF SAMTEC, INC.</p> <p>DO NOT SCALE DRAWING</p> <p>SHEET SCALE: 1:0.4</p>		
	<p>520 PARK EAST BLVD, NEW ALBANY, IN 47150 PHONE: 812-944-6733 FAX: 812-948-5047 e-Mail: info@SAMTEC.com code: 55322</p>	
	<p>DESCRIPTION: .635mm DOUBLE ROW TERMINAL STRIP</p>	
	<p>DWG. NO. QMS-XXX-XX.XX-XX-D-XX-XXX-XX</p>	
<p>BY: E.L.S.</p>	<p>10/12/2010</p>	<p>SHEET 6 OF 6</p>