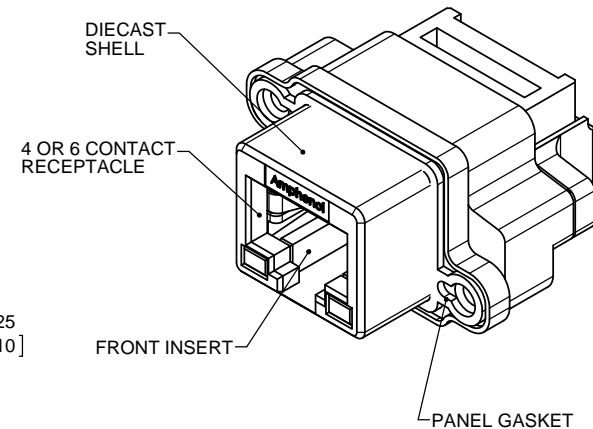
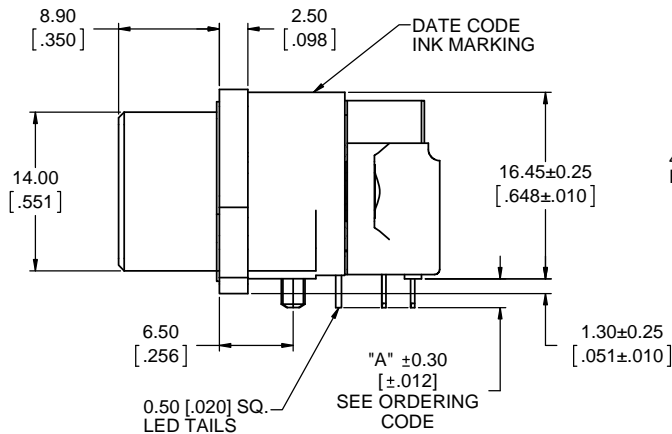
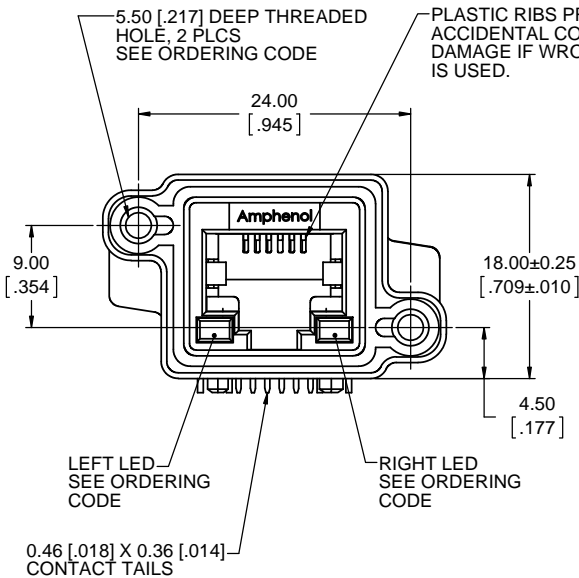


REVISIONS			
REV	DESCRIPTION, ECN, EAR NO.	DATE	APP'D
B	PROPOSAL DRAWING (EAR 14084)	MAY29/12	K.L.
C	PRODUCT DRAWING (EAR 14091)	JUL24/12	K.L.



ORDERING CODE: M R J R - 33 X X - X 1

SERIES RUGGED RJ

RJ 11 RECEPTACLE, RIGHT ANGLE, PCB TAIL

NUMBER OF CONTACTS
4 = 4 CONTACTS
6 = 6 CONTACTS

LED OPTION
0 = NONE
1 = LEFT GREEN, RIGHT YELLOW
4 = LEFT YELLOW, RIGHT GREEN
5 = LEFT GREEN, RIGHT GREEN

TAIL LENGTH & MOUNTING HOLE THREAD OPTION
0 = "A" 2.54 [.100], #4-40 UNC
B = "A" 3.81 [.150], #4-40 UNC
M = "A" 2.54 [.100], M3 X 0.5
P = "A" 3.81 [.150], M3 X 0.5

SINGLE PORT

SPECIAL CONNECTORS
MANY UNIQUE FEATURES ARE READILY AVAILABLE TO SUIT CUSTOMER REQUIREMENTS. CONSULT WITH AMPHENOL CANADA FOR DETAILS.

NOTES:

- MATERIAL:**
ALL MATERIALS ARE RoHS COMPLIANT PER EU DIRECTIVE 2002/95/EC AND AMENDMENTS
 - SHELL - DIECAST ZINC, NICKEL PLATED
 - CONTACTS - PHOSPHOR BRONZE WITH 1.27µm [50 µ"] MIN GOLD OVER 1.27µm [50 µ"] MIN NICKEL ON THE MATING AREA AND MATTE TIN OVER NICKEL ON THE CONTACT TAILS.
 - INSERTS - ENGINEERING THERMOPLASTIC, UL94V-0, REAR INSERTS: BLACK NYLON, FRONT INSERT: CLEAR POLYCARBONATE
 - GASKET - SILICONE RUBBER, CONDUCTIVE, BLACK
 - LED'S - EPOXY LENS, STEEL TAILS WITH TIN PLATING
- ENVIRONMENTAL PERFORMANCE** PER IEC 60529 CODE IP67 FOR SEAL BETWEEN MATING AREA AND PCB SIDE OF CONNECTOR GASKET PROVIDES FOR SEAL TO INSIDE FACE OF PANEL.
- CURRENT RATING:** 1.5 AMPERES
- CONTACT RESISTANCE:** 30 MILLIOHMS MAXIMUM
- OPERATING TEMPERATURE:** -40C TO +105C
- LED CHARACTERISTICS:** FORWARD DC CURRENT 25 mA MAX., FORWARD VOLTAGE 2.5V MAX. @ 2 mA.
- RECOMMENDED TORQUE** FOR PANEL MOUNT SCREWS: 0.45 TO 0.65 N-m (4.0 TO 5.75 IN-LBS) FOR STEEL SCREWS WITH 3.00 (.118) THREAD ENGAGEMENT.
- CUSTOMER TO VERIFY** THAT ALL PROCESS CLEANERS ARE COMPATIBLE WITH POLYCARBONATE MATERIAL.
- AVAILABLE MATING AREA COVERS** PROVIDE ADDED PROTECTON. CONSULT WITH AMPHENOL CANADA FOR DETAILS.



THIS DOCUMENT CONTAINS PROPRIETARY INFORMATION AND SUCH INFORMATION MAY NOT BE DISCLOSED TO OTHERS FOR ANY PURPOSE OR USED FOR MANUFACTURING PURPOSES WITHOUT WRITTEN PERMISSION FROM AMPHENOL CANADA CORP.

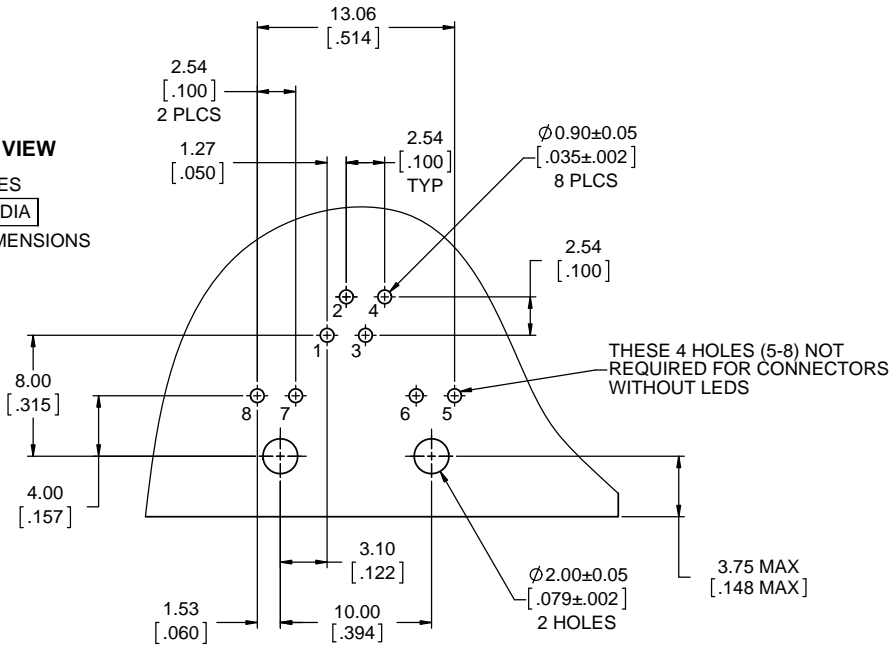
UNLESS SPECIFIED OTHERWISE	DRAWN	B.COPPING	MAY29/12
PRIMARY UNITS MILLIMETERS	CHECKED		
SECONDARY INCHES	M.E. APP'D		
REFERENCE IN PARENTHESES	Q.A. APP'D		
GENERAL TOLERANCES	DWG APPR.	K.LAMBIE	MAY29/12
1 DECIMAL PLACE	ENG. REL. NO.	EAR 14084	
2 DECIMAL PLACES ±0.15	REF.		
3 DECIMAL PLACES	THIRD ANGLE PROJECTION		
ANGULAR DEGREES			

Amphenol Canada Corp. www.amphenolcanada.com MRJR SERIES MODULAR JACK, 6 POSITION, 4 OR 6 CONTACTS, RIGHT ANGLE PCB TAIL, LED, THREAD & TAIL LENGTH OPTIONS, RoHS COMPLIANT			
P-MRJR-33XX-X1		DWG. NO.	REV C
CODE ID NO. 03554	DWG SIZE: X	SCALE: 3:1	SHEET 1 OF 2

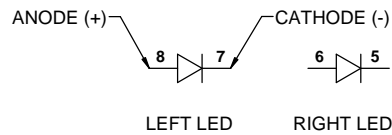
RECOMMENDED PCB LAYOUT COMPONENT SIDE OF BOARD

4 POSITION VIEW

LOCATE HOLES
 $\varnothing 0.13[.005]$ DIA
 POSITION DIMENSIONS
 ARE BASIC

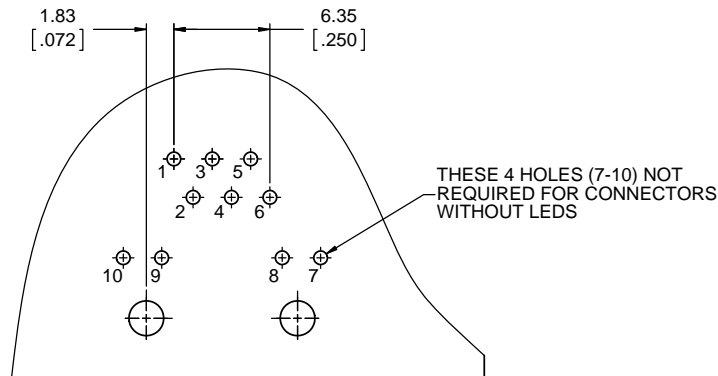


4 POSITION LED SCHEMATIC GREEN OR YELLOW

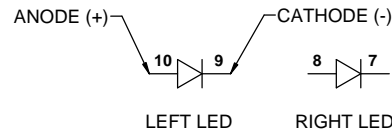


6 POSITION VIEW

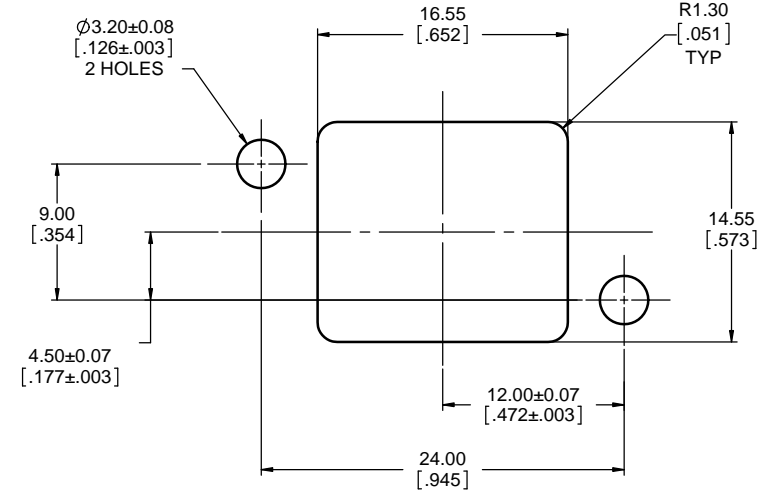
LOCATE HOLES
 $\varnothing 0.13[.005]$ DIA
 POSITION DIMENSIONS
 ARE BASIC



6 POSITION LED SCHEMATIC GREEN OR YELLOW



REVISIONS			
REV	DESCRIPTION, ECN, EAR NO.	DATE	APP'D
B	PROPOSAL DRAWING (EAR 14084)	MAY29/12	K.L.
C	PRODUCT DRAWING (EAR 14091)	JUL24/12	K.L.



RECOMMENDED PANEL CUTOUT OUTSIDE PANEL VIEW



UNLESS SPECIFIED OTHERWISE	DRAWN	B.COPPING	MAY29/12
PRIMARY UNITS MILLIMETERS	CHECKED		
SECONDARY UNITS INCHES	M.E. APP'D		
REFERENCE IN PARENTHESES	Q.A. APP'D		
GENERAL TOLERANCES	DWG APPR.	K.LAMBIE	MAY29/12
1 DECIMAL PLACE	ENG. REL. NO.	EAR 14084	
2 DECIMAL PLACES ±0.15	REF.		
3 DECIMAL PLACES	THIRD ANGLE PROJECTION		
ANGULAR DEGREES	DO NOT SCALE DRAWING		

Amphenol Canada Corp. www.amphenolcanada.com MRJR SERIES MODULAR JACK, 6 POSITION, 4 OR 6 CONTACTS, RIGHT ANGLE PCB TAIL, LED, THREAD & TAIL LENGTH OPTIONS, RoHS COMPLIANT			
P-MRJR-33XX-X1			REV C
CODE ID NO. 03554	DWG SIZE: X	SCALE: 5:1	SHEET 2 OF 2

Mouser Electronics

Authorized Distributor

Click to View Pricing, Inventory, Delivery & Lifecycle Information:

[Amphenol:](#)

[MRJR-3340-01](#) [MRJR-3460-0F](#) [MRJR-3440-0F](#) [MRJR-3360-01](#)