

HR913129C

Electrical Specification @25°C

RoHS Compliant (PB Free)

Isolation: 2250VDC 0.5mA 60sec (UTP Side to Chip Side)

OCL: 350uH Minimum @100KHz 100mV with 8mADC

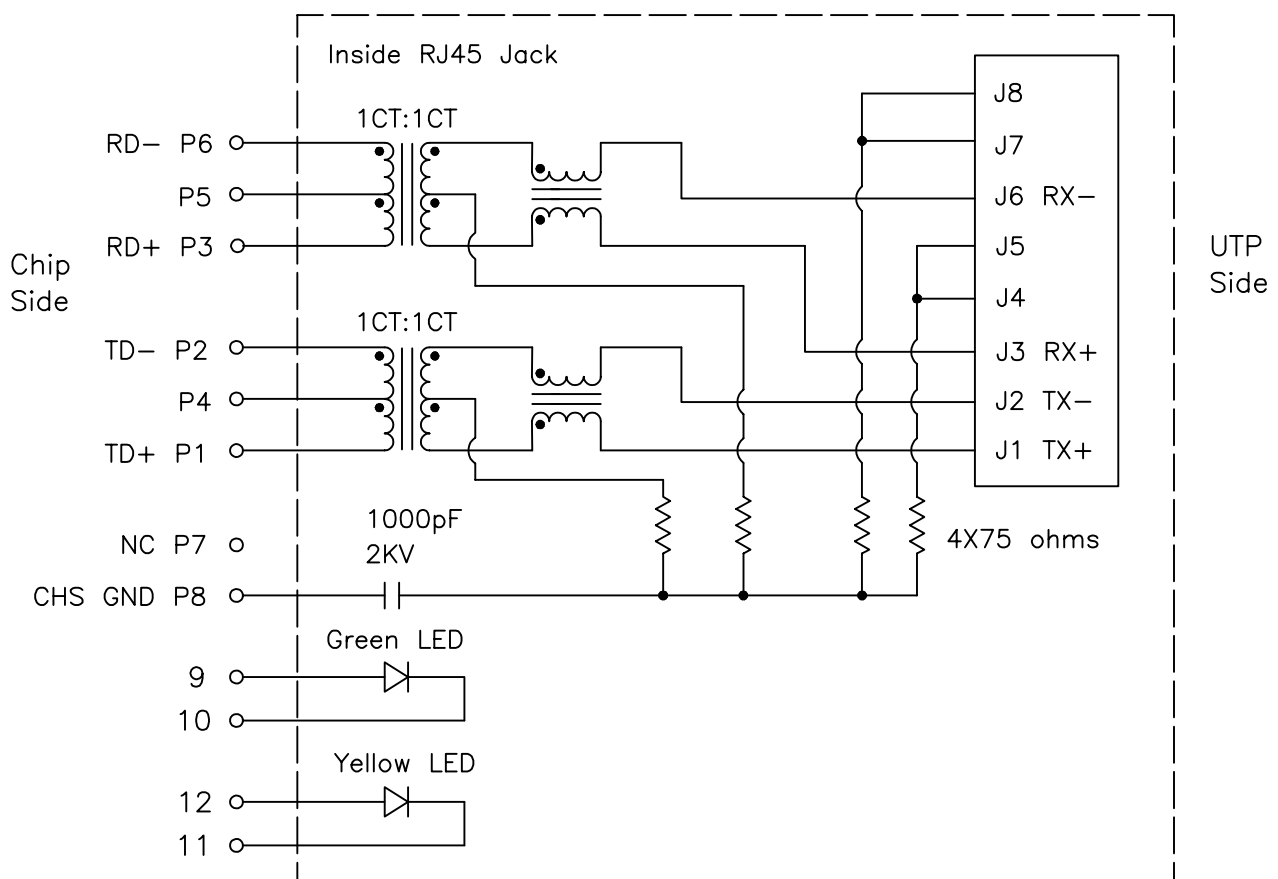
Insertion Loss: -1.0dB Maximum @300KHz ~ 100MHz

Return Loss: -20dB Minimum @1MHz ~ 10MHz / -16dB Minimum @10MHz ~ 30MHz
-12dB Minimum @30MHz ~ 60MHz / -10dB Minimum @60MHz ~ 80MHz

Common Mode Rejection: -30dB Minimum @1MHz ~ 50MHz
-20dB Minimum @50MHz ~ 150MHz

Crosstalk: -40dB Minimum @1MHz ~ 30MHz / -35dB Minimum @30MHz ~ 60MHz
-30dB Minimum @60MHz ~ 100MHz

Schematics

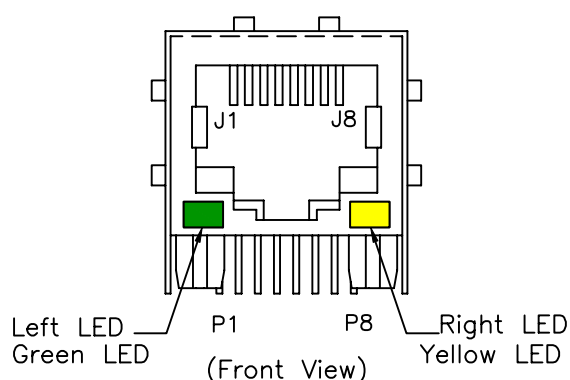
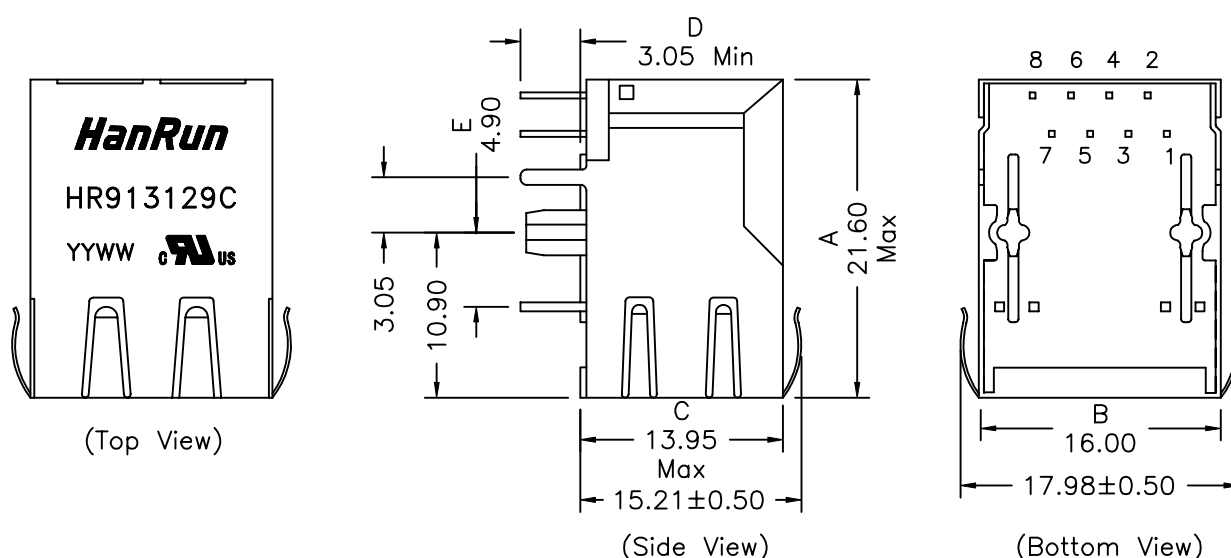


Notes: Connect CHS GND to PCB Ground

HR913129C

- RoHS Compliant (PB Free)
- Meets or Exceeds IEEE802.3 standards including 350uH Min OCL with 8mADC
- High performance for EMI suppression, Crosstalk, Return Loss and Consistent Electrical
- Minimum 2250VDC isolation per IEEE802.3 requirement
- Minimize PCB space and Simplify PCB Layout
- Less magnetic components to be placed on PCB, higher reliability and yields
- UL Recognized Component: File # E330599

Mechanical Dimensions:



Standard LED	Wavelength	Forward V (Min/Max)	Forward A	Type
Green	568nm	1.8V/2.8V	20mA	squareness
Yellow	585nm	1.8V/2.8V	20mA	squareness

Dimensions in mm

Unless otherwise specified, Tolerance: .xx ±0.25

REV.: 00

2 of 4

Address: No.16, Industrial Road Central, Industrial Zone, Xiaolan Town,
Zhongshan City, Guangdong Province, China

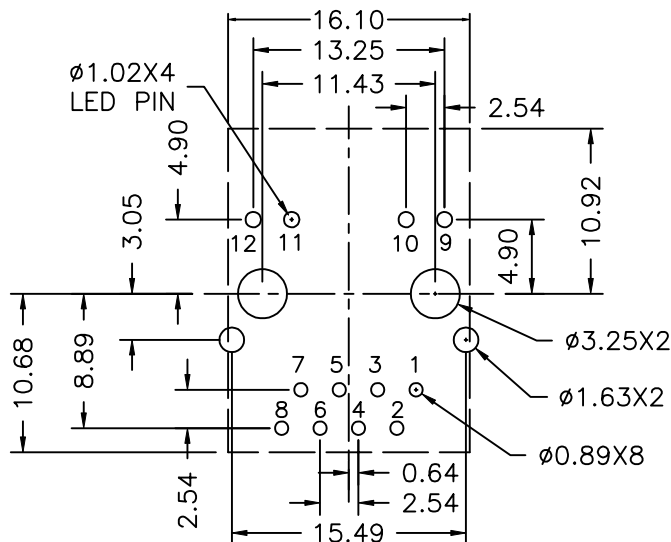
Tel: (0760)22126805 22132332 Fax: (0760)22132339 Post code: 528416

E-Mail: sales@hanrun.com http://www.hanrun.com

Specifications subject to change without notice. Refer to the approval sheet for lastly edition.

HR913129C

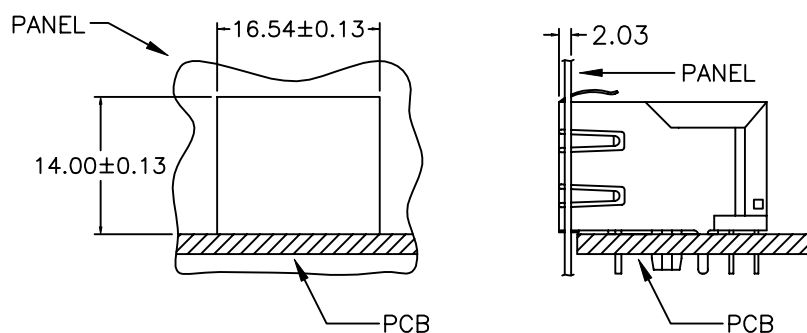
PCB Layout:



Recommended PCB layout (Component Side View)

All dimension tolerance are ± 0.08 unless otherwise specified

Suggested Panel Cutout:



SUGGESTED PANEL OPENING

Dimensions in mm

Unless otherwise specified, Tolerance: .xx ± 0.25

REV.: 00

3 of 4

Address: No.16, Industrial Road Central, Industrial Zone, Xiaolan Town,
Zhongshan City, Guangdong Province, China

Tel: (0760)22126805 22132332 Fax: (0760)22132339 Post code: 528416

E-Mail: sales@hanrun.com <http://www.hanrun.com>

Specifications subject to change without notice . Refer to the approval sheet for lastly edition.

HR913129C

Material Specification:

Housing: PA66 GF Black UL94V-0
Shield: 30u" Nickel over 0.20mm Thickness Brass
Insert: PA66 GF Black UL94V-0
Phosphor Bronze 0.35mm Thickness
Plating Area, 30u" gold over, 50u" nickel
Solder Area, 100u" tin over, 50u" nickel

Mechanical Performance:

Mating force: 5 lbs Maximum
Unmating force: 5 lbs Maximum
Plug to Jack Retention force: 20 lbs Minimum
Operating life: 750 Cycles Minimum

Operating and Storage Temperature:

Operating Temperature Range: 0°C ~ +70°C
Storage Temperature Range: -40°C ~ +85°C