

BOURNS®

Features

- Multiturn / Cermet / Sealed
- Listed on the QPL per MIL-PRF-22097
- Panel mount option available
- For trimmer applications/processing guidelines, [click here](#)



Model RJ22 is currently available, although not recommended for new designs.

RJ22 - 1/2" Square Trimpot® Trimming Potentiometer

Electrical Characteristics

Standard Resistance Range10 ohms to 1 megohm
 (see standard resistance table)
 Resistance Tolerance ±10 % std.
 Absolute Minimum Resistance 1 ohm max.
 Contact Resistance Variation 2 % or 2 ohms max.
 (whichever is greater)
 Adjustability
 Voltage ±0.01 %
 Resistance ±0.05 %
 Resolution Infinite
 Insulation Resistance 500 vdc.
 1,000 megohms min.
 Dielectric Strength
 Sea Level..... 1,000 vac
 80,000 Feet 400 vac
 Effective Travel25 turns nom.

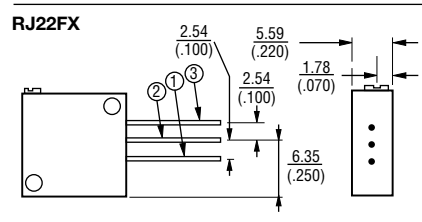
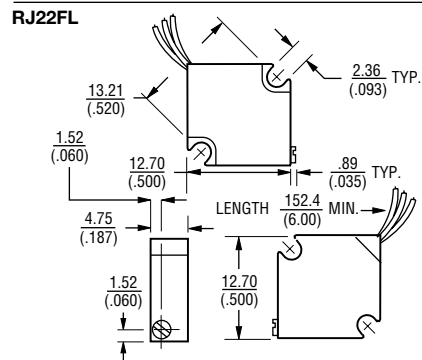
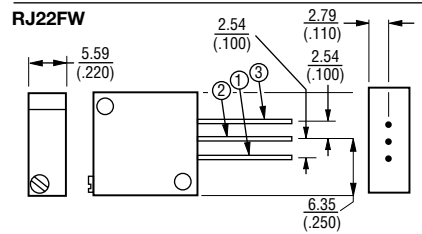
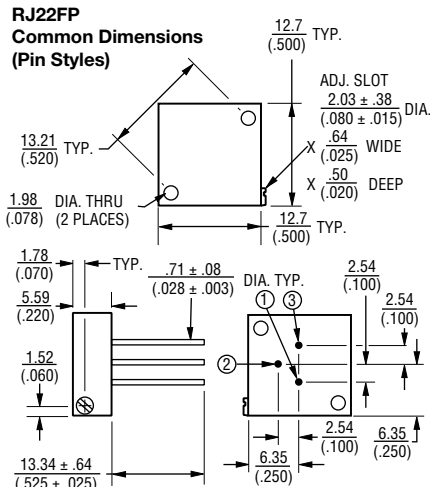
Environmental Characteristics

Power Rating @ 85 °C (400 volts max.) 0.50 watt
 Power Rating @ 150 °C 0 watt
 Temperature Range ... -65 °C to +150 °C
 Temperature Coefficient ... ±100 ppm/°C
 Seal Test 85 °C Fluorinert*
 (pin styles only)
 HumidityMIL-STD-202 Method 106
 (1 % ΔTR; 10 Megohms IR)
 Vibration 20 G (1 % ΔTR; 1 % ΔVR)
 Shock 100 G (1 % ΔTR; 1 % ΔVR)
 Load Life. 1,000 hours 0.5 watt @ 85 °C
 (2 % ΔTR; 1 % ΔVR)
 Rotational Life200 cycles
 2 % ΔTR

Physical Characteristics

Torque..... 5.0 oz-in. max.
 Mechanical Stops..... Wiper idles
 TerminalsMIL-STD-202; Method 208
 Flexible leads(7 strands of 30 AWG)
 Weight 0.065 oz.
 Wiper 50 % (Actual TR) ±10 %
 Flammability U.L. 94V-0
 Machine Screw Mounting
 Torque..... 12 oz-in. max.
 Marking..... Mil-spec part number
 Standard Packaging
 X, P & W Styles25 pcs. per tube
 L Style25 pcs. per bag
 Adjustment Tool.....H-90

Product Dimensions



DIMENSIONS: $\frac{\text{MM}}{\text{(INCHES)}}$

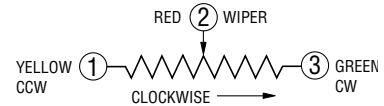
TOLERANCES: ± $\frac{0.25}{(.010)}$ EXCEPT WHERE NOTED

How To Order

MIL-PRF-22097 **RJ22 F W 103**
 Model _____
 Characteristic _____
 F = ±100 ppm/°C Temp. Coeff. Max.
 Terminal Style _____
 Resistance Code _____

Standard Resistance Table

Resistance (Ohms)	Resistance Code
10	100
20	200
50	500
100	101
200	201
500	501
1,000	102
2,000	202
5,000	502
10,000	103
20,000	203
25,000	253
50,000	503
100,000	104
250,000	254
500,000	504
1,000,000	105



REV. 08/10

*RoHS Directive 2002/95/EC Jan 27 2003 including Annex.
 "Trimpot" is a registered trademark of Bourns, Inc.
 Specifications are subject to change without notice.
 Customers should verify actual device performance in their specific applications.