

BOURNS®

RJ22 - 1/2 ” Square Trimpot® Trimming Potentiometer

Features

- Multiturn / Cermet / Sealed
- Listed on the QPL per MIL-PRF-22097
- Panel mount option available
- For trimmer applications/processing guidelines, click here

Model RJ22 is currently available, although not recommended for new designs.

Electrical Characteristics

Standard Resistance Range
.....10 ohms to 1 megohm
(see standard resistance table)
Resistance Tolerance ..... ±10 % std.
Absolute Minimum Resistance
.....1 ohm max.
Contact Resistance Variation
..... 2 % or 2 ohms max.
(whichever is greater)
Adjustability
Voltage ..... ±0.01 %
Resistance ..... ±0.05 %
Resolution ..... Infinite
Insulation Resistance ..... 500 vdc.
1,000 megohms min.
Dielectric Strength
Sea Level..... 1,000 vac
80,000 Feet ..... 400 vac
Effective Travel .....25 turns nom.

Environmental Characteristics

Power Rating @ 85 °C (400 volts max.)
.....0.50 watt
Power Rating @ 150 °C.....0 watt
Temperature Range ... -65 °C to +150 °C
Temperature Coefficient ... ±100 ppm/°C
Seal Test..... 85 °C Fluorinert*
(pin styles only)
Humidity
.....MIL-STD-202 Method 106
(1 % ΔTR; 10 Megohms IR)
Vibration ..... 20 G (1 % ΔTR; 1 % ΔVR)
Shock ..... 100 G (1 % ΔTR; 1 % ΔVR)
Load Life. 1,000 hours 0.5 watt @ 85 °C
(2 % ΔTR; 1 % ΔVR)
Rotational Life .....200 cycles
2 % ΔTR

Physical Characteristics

Torque.....5.0 oz-in. max.
Mechanical Stops.....Wiper idles
Terminals .....MIL-STD-202; Method 208
Flexible leads .....(7 strands of 30 AWG)
Weight .....0.065 oz.
Wiper .....50 % (Actual TR) ±10 %
Flammability .....U.L. 94V-0
Machine Screw Mounting
Torque..... 12 oz-in. max.
Marking..... Mil-spec part number
Standard Packaging
X, P & W Styles .....25 pcs. per tube
L Style .....25 pcs. per bag
Adjustment Tool.....H-90

Product Dimensions

RJ22FP
Common Dimensions
(Pin Styles)

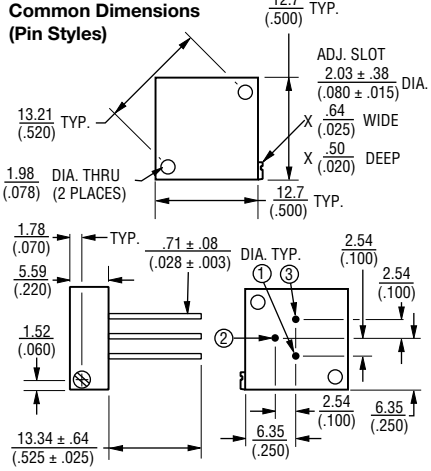

RJ22FW

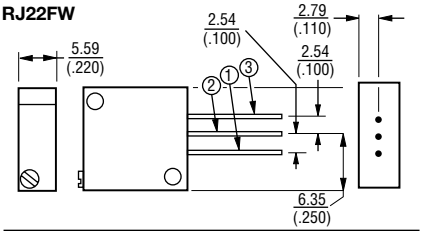

RJ22FL

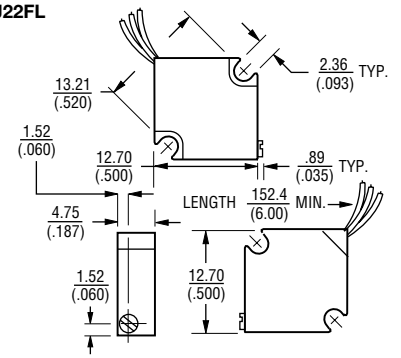

RJ22FX

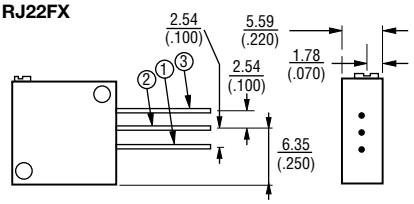

DIMENSIONS: MM (INCHES)

TOLERANCES: ± 0.25 (.010) EXCEPT WHERE NOTED

How To Order

MIL-PRF-22097 **RJ22 F W 103**

Model
Characteristic
F = ±100 ppm/°C Temp. Coeff. Max.
Terminal Style
Resistance Code

Standard Resistance Table

Resistance (Ohms)	Resistance Code
10	100
20	200
50	500
100	101
200	201
500	501
1,000	102
2,000	202
5,000	502
10,000	103
20,000	203
25,000	253
50,000	503
100,000	104
250,000	254
500,000	504
1,000,000	105

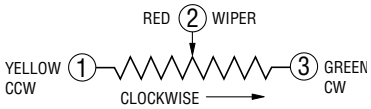

REV. 08/10

*RoHS Directive 2002/95/EC Jan 27 2003 including Annex.
“Trimpot” is a registered trademark of Bourns, Inc.
Specifications are subject to change without notice.
Customers should verify actual device performance in their specific applications.

Downloaded from Elcodis.com electronic components distributor