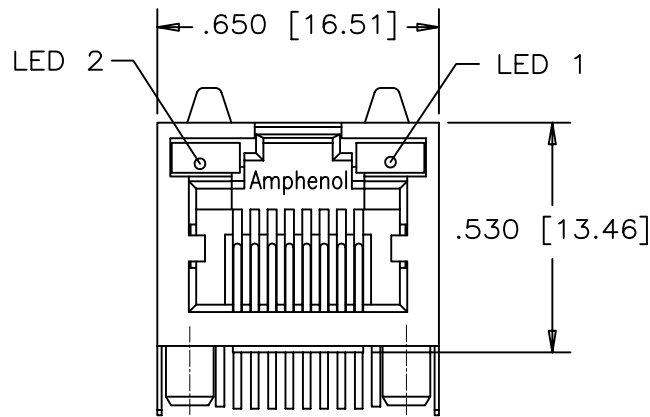
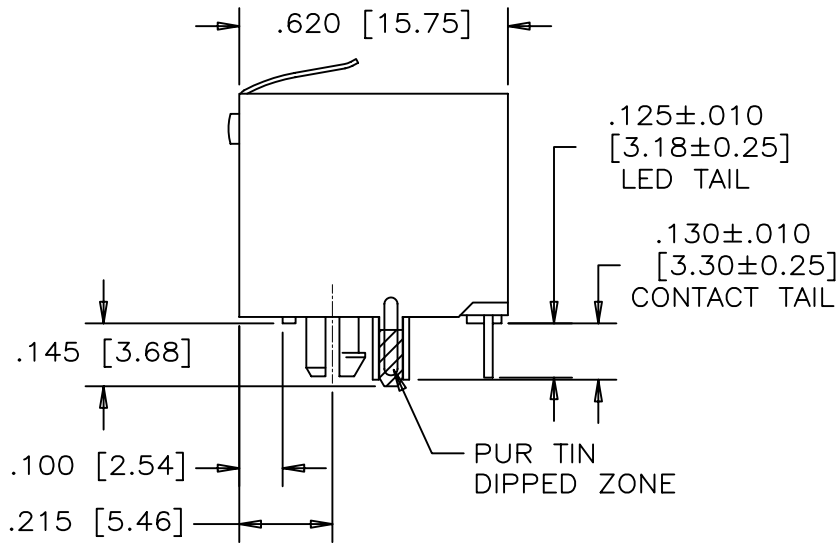


REVISIONS				
SYM	ZONE	ECN, ERN NO.	DATE	APPRD.
B		PROPOSAL	12/29/2005	L.CHAN

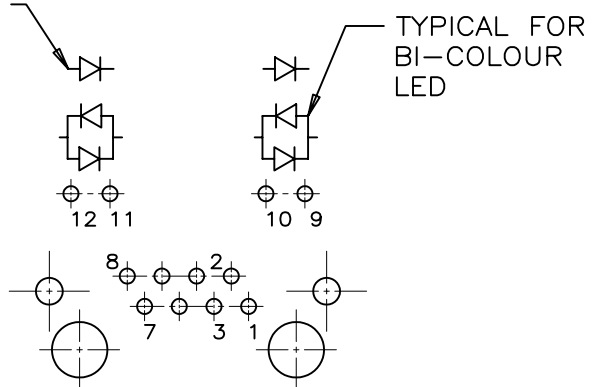


FRONT VIEW

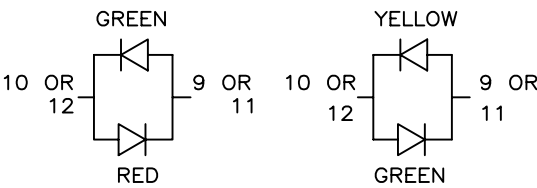


SIDE VIEW

TYPICAL FOR SINGLE COLOUR LED (GREEN, YELLOW OR RED)



LED SCHEMATIC



BI-COLOUR LED DETAIL
(RED/YELLOW AND GREEN/ORANGE LED'S ARE ALSO AVAILABLE)

MATERIALS:

PLASTIC HOUSING: HIGH TEMPERATURE THERMOPLASTIC
FLAMMABILITY RATING UL 94V-0

CONTACTS:

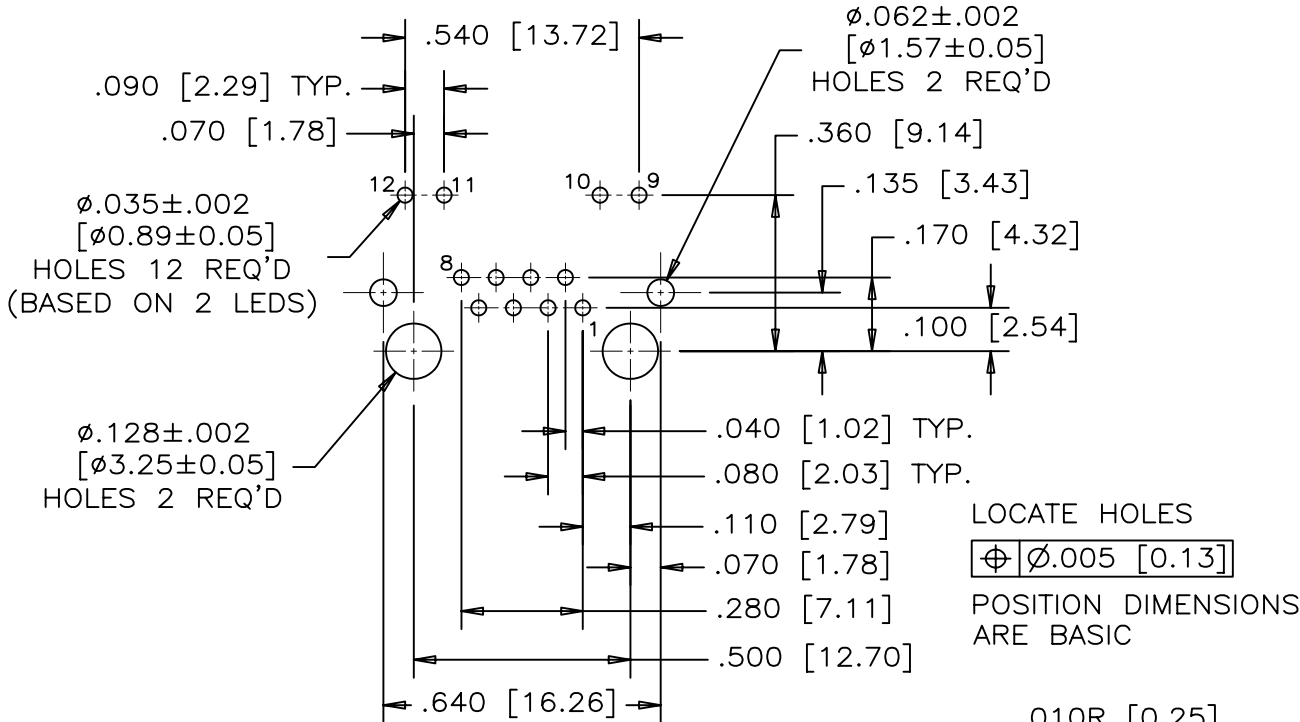
PHOSPHOR BRONZE
PLATING: 50 μ" [1.27 MICRONS]
MIN. GOLD ON MATING SURFACES.
50 μ" [1.27 MICRONS]
MIN. NICKEL UNDERPLATE
100 μ" [2.54 MICRONS]
MIN. MATTE TIN ON CONTACT TAILS.

SHIELD:

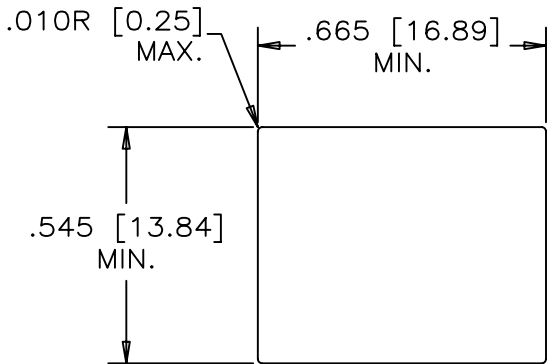
COPPER ALLOY
PLATING: NICKEL WITH PURE-TIN DIPPED PCB TAILS.

AMPHENOL PART NUMBER: RJHSE-538X-A1X

REFER TO LED OPTIONS DRAWING
FOR ORDERING CODES



RECOMMENDED P.C.B. LAYOUT
(COMPONENT SIDE OF BOARD)



RECOMMENDED PANEL CUTOUT

THIS DOCUMENT CONTAINS PROPRIETARY INFORMATION AND SUCH INFORMATION
MAY NOT BE DISCLOSED TO OTHERS FOR ANY PURPOSE OR USED FOR MANUFACTURING
PURPOSES WITHOUT WRITTEN PERMISSION FROM AMPHENOL CANADA CORP.

DRAWN PAULW	DATE 05/12/29	Amphenol Canada Corp.			
DESIGNED					
CHECKED CHIGOW	05/12/29	TITLE SINGLE PORT HIGH SPEED MODULAR JACK CONNECTOR, SHIELDED WITH LED'S .130" LONG CONTACT TAILS - RoHS COMPLIANT			
I. E. APPRD.					
Q. A. APPRD.		DWG DRAWING NO. P-RJHSE-538X-A1X			
DWG. APPRD.					
ENG. REL. NO.		SCALE			
REF.					
DIMENSIONS ARE IN INCHES [mm]	CODE ID. NO. 03554	WT. -----	SURF. -----	SHEET 1 OF 1	

Amphenol Canada Corp.

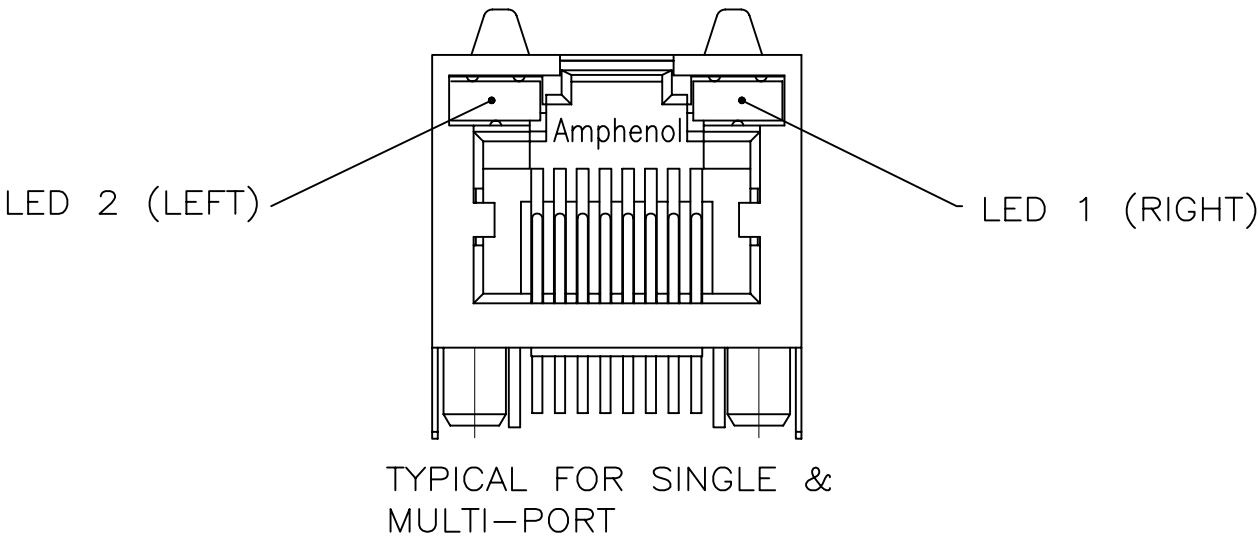
TITLE SINGLE PORT HIGH SPEED MODULAR JACK CONNECTOR, SHIELDED WITH LED'S .130" LONG CONTACT TAILS - RoHS COMPLIANT

DWG DRAWING NO. P-RJHSE-538X-A1X

REV. B

SCALE WT. ----- SURF. ----- SHEET 1 OF 1

REVISIONS				
SYM	ZONE	ECN, ERN NO.	DATE	APPRD.
A		PROPOSAL	SEP21/04	



LED SPECIFICATIONS:
FORWARD VOLTAGE: 2.1 VOLTS TYP.
REVERSE VOLTAGE: 5.0 VOLTS MIN.
LUMINOUS INTENSITY: 0.5 mCd MIN.
(AT If=2mA)
STORAGE TEMPERATURE: -20° TO 85° C
LEAD SOLDERING TEMPERATURE: 260° C
(5 SEC, 1/16" FROM CASE)
PLATING ON TAILS: TIN OR TIN/COPPER
ALLOY OVER SILVER

EXAMPLE:
PART NUMBER RJHSE-538X



LED COLOR CODE

CODE	LED 2 (LEFT)	LED 1 (RIGHT)	CODE	LED 2 (LEFT)	LED 1 (RIGHT)	CODE	LED 2 (LEFT)	LED 1 (RIGHT)
0	BLOCKED	BLOCKED	9	GREEN	BLOCKED	J	BiC RD/GR	YELLOW
1	YELLOW	GREEN	A	BiC GR/YE	BiC GR/YE	K	YELLOW	BiC GR/OR
2	BLOCKED	GREEN	B	BiC RD/GR	BiC RD/GR	L	BiC GR/YE	RED
3	YELLOW	BLOCKED	C	BiC RD/GR	BiC GR/YE	M	RED	YELLOW
4	GREEN	YELLOW	D	GREEN	BiC GR/YE	P	GREEN	BiC RD/GR
5	GREEN	GREEN	E	YELLOW	BiC GR/YE	R	BiC GR/OR	GREEN
6	YELLOW	YELLOW	F	BiC GR/YE	YELLOW	T	RED	RED
7	RED	GREEN	G	BiC GR/OR	BiC GR/OR	V	BiC RD/GR	GREEN
8	GREEN	RED	H	BiC GR/YE	GREEN	W	ADDITIONAL OPTIONS	

EXAMPLE OF ADDITIONAL LED OPTIONS:

PART NUMBER RJHSE-538W-01Y

ADDITIONAL LED COLOR CODE

DENOTES ADDITIONAL LED OPTIONS TO BE USED

CODE	LED 2 (LEFT)	LED 1 (RIGHT)	CODE	LED 2 (LEFT)	LED 1 (RIGHT)	CODE	LED 2 (LEFT)	LED 1 (RIGHT)
0	DO NOT USE		5	BLOCKED	YELLOW	A	LOWC YE	LOWC YE
1	RED	BLOCKED	6	RED	BiC RD/GR	B	LOWC YE	LOWC GR
2	BiC GR/OR	YELLOW	7	BLOCKED	BiC RD/GR	C	LOWC GR	LOWC YE
3	YELLOW	RED	8	BiC RD/GR	BLOCKED	D	LOWC GR	LOWC GR
4	BLOCKED	RED	9	BiC GR/YE	BLOCKED	M	LOWC RD	LOWC YE

PRIMARY COLOR FOR BI-COLOR
LEDs IN STANDARD ANODE/
CATHODE CONFIGURATION IS:
RED-GREEN= RED
RED-YELLOW= RED
GREEN-YELLOW= GREEN
GREEN-ORANGE= GREEN

LEGEND
BiC=BI-COLOR LED
LOWC=LOW CURRENT LED
YE=YELLOW
GR=GREEN
RD=RED
OR=ORANGE

NOTE:
THE TWO DIGITS PRECEDING THE
ADDITIONAL LED CODE MUST BE
USED IN THE PART NUMBER, WHEN
ORDERING ANY OF THE ADDITIONAL
LED OPTIONS.

THIS DOCUMENT CONTAINS PROPRIETARY INFORMATION AND SUCH INFORMATION
MAY NOT BE DISCLOSED TO OTHERS FOR ANY PURPOSE OR USED FOR MANUFACTURING
PURPOSES WITHOUT WRITTEN PERMISSION FROM AMPHENOL CANADA CORP.

DRAWN K. LAMBIE	DATE SEP21/04	Amphenol Canada Corp.		
DESIGNED				
CHECKED		TITLE LED OPTIONS FOR RJHSE, SINGLE OR MULTI-PORT CONNECTORS - RoHS COMPLIANT		
I. E. APPRD.				
Q. A. APPRD.		DWG DRAWING NO. P-RJHSE-LEDs		
DWG. APPRD.				
ENG. REL. NO.		REV. A		
REF. EAR 12481				
DIMENSIONS ARE IN INCHES [mm]	CODE ID. NO. 03554	SCALE	WT. -----	SURF. -----
				SHEET 1 OF 1