

# Low-Peak™ 600V Class RK1, dual-element, time-delay fuses, 1/10-60A

**Catalog symbol:**

- LPS-RK-(amp)SP (non-indicating)
- LPS-RK-(amp)SPI (indicating)

**Description:**

Ultimate protection Class RK1 dual element, current-limiting, time-delay fuses available with optional open fuse indication on select ratings. Time-delay – 10 seconds (minimum) at 500% of rated current.

**Ratings**

- Volts
  - 600Vac, 300Vdc
- Amps
  - 1/10-60A
- IR
  - 300kA Vac RMS Sym.
- 100kA DC

**Agency Information**

- CE, UL® Listed, Guide JDDZ, File E4273
- CSA® Certified, Class 1422-02, File 53787
- Class RK1 per CSA C22.2, No. 248.12

**Features:**

- Industry's only UL Listed and CSA Certified fuse with a 300kA interrupting rating that allows for simple, worry-free installation in virtually any application.
- Fast short-circuit protection and dual-element, time-delay performance provide ultimate protection.
- Reduces existing fuse inventory by up to 33% when upgrading to Low-Peak™ fuses.
- Consistent 2:1 ampacity ratios for all Low-Peak fuses make selective coordination easy.
- Time-delay permits sizing as close as 130% of motor Full Load Amps (FLA) for back-up overload protection.
- Current-limitation protects downstream components against damaging thermal and magnetic effects of short-circuit currents.

- Protects against single-phase motor damage.
- Proper sizing can provide "No Damage" Type 2 motor starter protection for NEMA® and the International Electrotechnical Commission (IEC) motor controllers.

**Applications:**

- Feeder and branch circuits
- Motors
- Transformers
- Solenoids
- General purpose circuits

**Catalog Numbers (amps)**

LPS-RK-1/10SP	LPS-RK-2SP	LPS-RK-8SP*
LPS-RK-2/10SP	LPS-RK-2-1/4SP	LPS-RK-9SP*
LPS-RK-3/10SP	LPS-RK-2-1/2SP	LPS-RK-10SP*
LPS-RK-4/10SP	LPS-RK-2-8/10SP	LPS-RK-12SP*
LPS-RK-1/2SP	LPS-RK-3SP	LPS-RK-15SP*
LPS-RK-6/10SP	LPS-RK-3-2/10SP	LPS-RK-17-1/2SP*
LPS-RK-8/10SP	LPS-RK-3-1/2SP	LPS-RK-20SP*
LPS-RK-1SP	LPS-RK-4SP	LPS-RK-25SP*
LPS-RK-1-1/8SP	LPS-RK-4-1/2SP	LPS-RK-30SP*
LPS-RK-1-1/4SP	LPS-RK-5SP	LPS-RK-35SP*
LPS-RK-1-4/10SP	LPS-RK-5-6/10SP	LPS-RK-40SP*
LPS-RK-1-1/2SP	LPS-RK-6SP*	LPS-RK-45SP*
LPS-RK-1-6/10SP	LPS-RK-6-1/4SP*	LPS-RK-50SP*
LPS-RK-1-8/10SP	LPS-RK-7SP*	LPS-RK-60SP*

\* Open fuse indication available by inserting the suffix "I," e.g., LPS-RK-15SPI. Requires 75Vac minimum voltage.

**Carton quantity:**

Amp rating	Carton qty.
0-60	10

**Recommended fuse blocks**

Fuse amps	1-pole	2-pole	3-pole
Up to 30	RM60030-1	RM60030-2	RM60030-3
35-60	RM60060-1	RM60060-2	RM60060-3

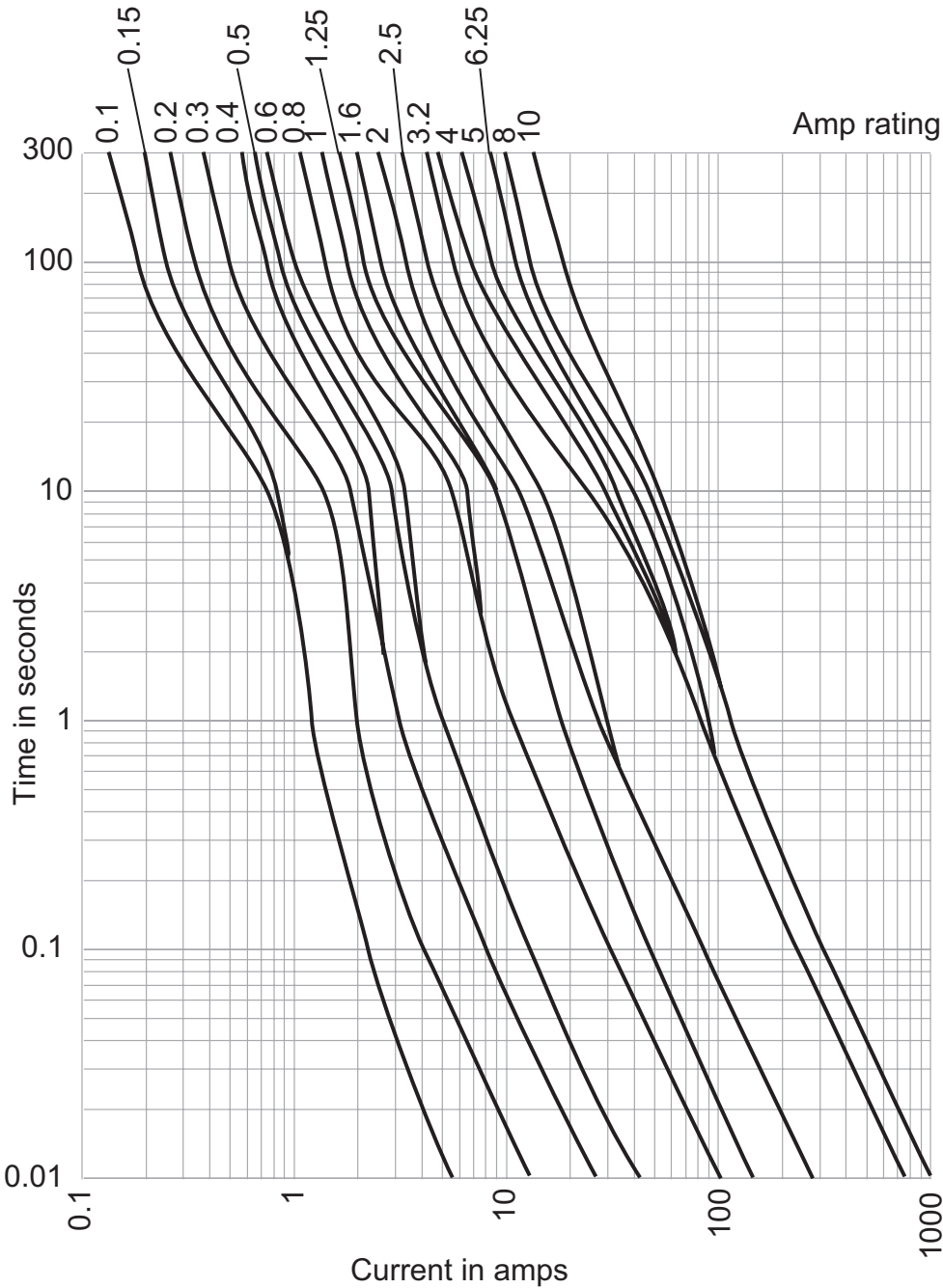
For additional information on the RM600 modular fuse blocks, see data sheet no. 1111.

**Fuse reducers for Class R fuses**

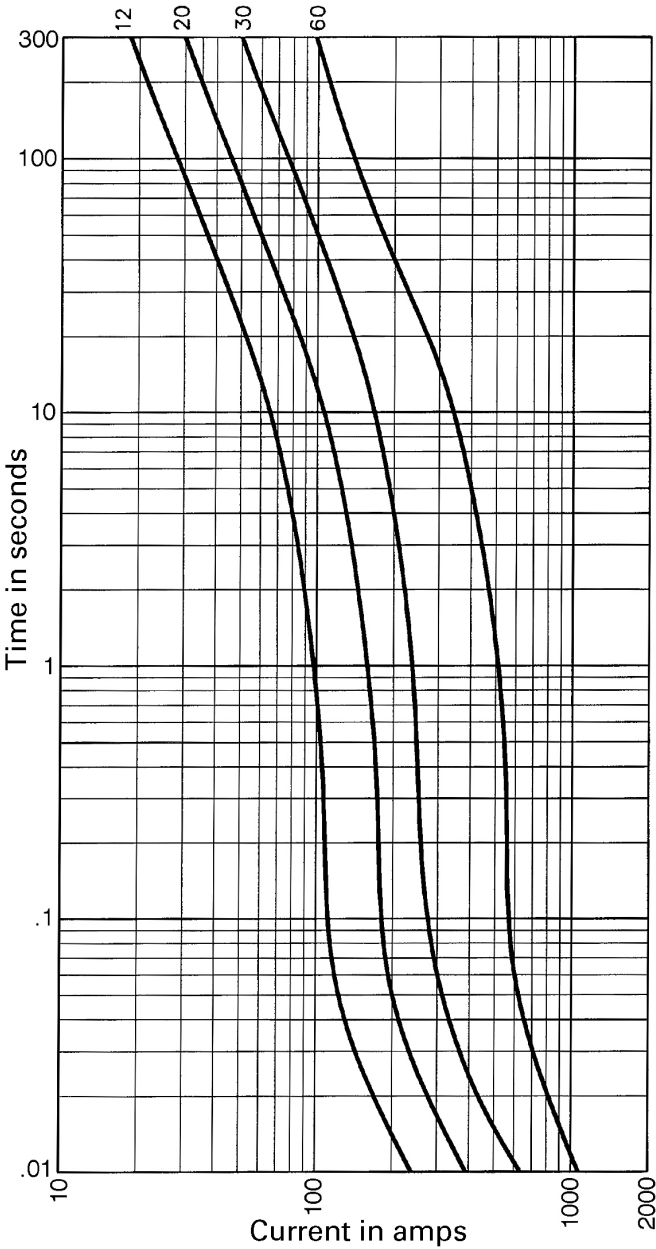
Equipment fuse clips	Desired fuse (case) size	Catalog nos. (pairs) 600V
60A	30A	NO.663-R
	30A	NO.216-R
100A	60A	NO.616-R
200A	60A	NO.626-R

For additional information on Class R fuse reducers, see data sheet no. 1118.

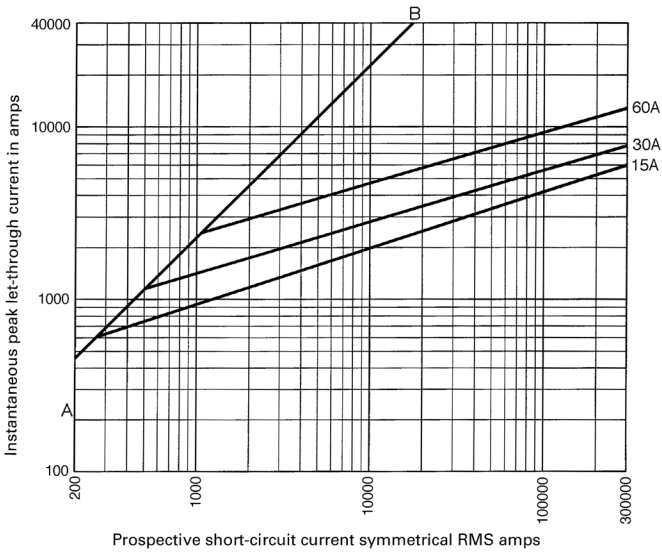
**Time-current characteristic curves—average melt:**  
1/10 to 10 amps



**Time-current characteristic curves—average melt:**  
12 to 60 amps



**Current-limitation curves:**



**Current-limiting effects**

Prospective fault current	Let-through current (apparent RMS Sym vs. fuse rating)	
	30A	60A
1000	1000	1000
2000	1000	1000
3000	1000	1000
5000	1000	2000
10,000	1000	2000
15,000	1000	2000
20,000	2000	3000
25,000	2000	3000
30,000	2000	3000
35,000	2000	3000
40,000	2000	3000
50,000	2000	3000
60,000	2000	4000
70,000	2000	4000
80,000	2000	4000
90,000	2000	4000
100,000	2000	4000
150,000	3000	5000
200,000	3000	5000
250,000	3000	6000
300,000	3000	6000

The only controlled copy of this data sheet is the electronic read-only version located on the Eaton network drive. All other copies of this document are by definition uncontrolled. This bulletin is intended to clearly present comprehensive product data and provide technical information that will help the end user with design applications. Eaton reserves the right, without notice, to change design or construction of any products and to discontinue or limit distribution of any products. Eaton also reserves the right to change or update, without notice, any technical information contained in this bulletin. Once a product has been selected, it should be tested by the user in all possible applications.

**Eaton**  
1000 Eaton Boulevard  
Cleveland, OH 44122  
United States  
Eaton.com

Bussmann Division  
114 Old State Road  
Ellisville, MO 63021  
United States  
Eaton.com/bussmannseries

© 2016 Eaton  
All Rights Reserved  
Printed in USA  
Publication No. 1001 – BU-SB13684  
May 2016

Eaton, Bussmann and Low-Peak are valuable trademarks of Eaton in the US and other countries. You are not permitted to use the Eaton trademarks without prior written consent of Eaton.

CSA is a registered trademark of the Canadian Standards Group.  
NEMA is a registered trademark of the National Electrical Manufacturers Association.  
UL is a registered trademark of the Underwriters Laboratories, Inc.

For Eaton's Bussmann series  
product information,  
call **1-855-287-7626** or visit:  
**Eaton.com/bussmannseries**