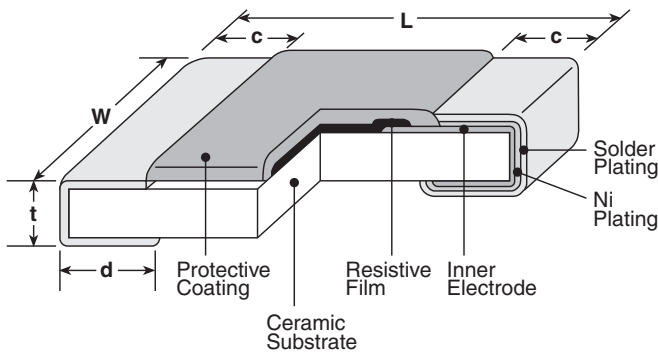


features

- RuO₂ thick film resistor element
- Anti-leaching nickel barrier terminations
- Meets or exceeds EIA 575, EIAJ RC 2690A, EIA PDP-100, MIL-R-55342F
- Marking: Four-digit black on blue protective coat on 1E - 3A sizes. No marking on 1E size
Black body and no marking on 1H size
Three-digit on 1J size, E-24 values only
- Products with lead-free terminations meet RoHS requirements. Pb located in glass material, electrode and resistor element is exempt per Annex 1, exemption 5 of EU directive 2005/95/EC

dimensions and construction



Type (Inch Size Code)	Dimensions inches (mm)				
	L	W	c	d	t
1H (0201)	.024±.001 (0.6±0.03)	.012±.001 (0.3±0.03)	.004±.002 (0.1±0.05)	.006±.002 (0.15±0.05)	.009±.001 (0.23±0.03)
1E (0402)	.039 ^{+0.004} _{-.002} (1.0 ^{+0.1} _{-0.05})	.02±.002 (0.5±0.05)	.008±.004 (0.2±0.1)	.01 ^{+0.002} _{-.004} (0.25 ^{+0.05} _{-0.1})	.014±.002 (0.35±0.05)
1J (0603)	.063±.008 (1.6±0.2)	.031±.004 (0.8±0.1)	.012±.004 (0.3±0.1)	.012±.004 (0.3±0.1)	.018±.004 (0.45±0.1)
2A (0805)	.079±.008 (2.0±0.2)	.049±.004 (1.25±0.1)	.016±.008 (0.4±0.2)	.012 ^{+0.008} _{-.004} (0.3 ^{+0.2} _{-0.1})	.02±.004 (0.5±0.1)
2B (1206)	.126±.008 (3.2±0.2)	.063±.008 (1.6±0.2)	.02±.012 (0.5±0.3)	.016 ^{+0.008} _{-.004} (0.4 ^{+0.2} _{-0.1})	.024±.004 (0.6±0.1)
2E (1210)		.102±.008 (2.6±0.2)			
2H (2010)	.197±.008 (5.0±0.2)	.098±.008 (2.5±0.2)			
3A (2512)	.248±.008 (6.3±0.2)	.122±.008 (3.1±0.2)			

ordering information

New Part #	RK73H	2B	T	TD	1003	F
Type		Size	Termination Material	Packaging	Nominal Resistance	Tolerance
		1H 1E 1J 2A 2B 2E 2H 3A	T: Sn (1H, 1E, 1J, 2A, 2B, 2E, 2H, 3A) L: SnPb (1E, 1J, 2A, 2B, 2E, 2H, 3A) (Other termination styles may be available, please contact factory for options)	TC: 2mm pitch pressed paper (0201 only) TP: 2mm pitch punched paper (0402, 0603 & 0805) TD: 7" paper tape (0603, 0805, 1206 & 1210) TDD: 10" paper tape (0603, 0805, 1206 & 1210) TE: 7" punched plastic (0805, 1206, 1210, 2010 & 2512) TED: 10" punched plastic (0805, 1206, 1210, 2010 & 2512)	3 significant figures + 1 multiplier "R" indicates decimal on value <100Ω	D: ±0.5% F: ±1%

For further information on packaging, please refer to Appendix A.

applications and ratings

Part Designation*	Power Rating @ 70°C	T.C.R. (ppm/°C) Max.	Resistance Range E-24, E-96 (D±0.5%)	Resistance Range E-24, E-96 (F±1%)	Absolute Maximum Working Voltage	Absolute Maximum Overload Voltage	Operating Temperature Range**
RK73H1H (0201)	1/20W (.05W)	±200	10Ω - 1M ¹ Ω	10Ω - 1M ¹ Ω	25V	50V	-55°C to +125°C
		±400		6.2Ω - 9.1Ω ¹			
RK73H1E (0402)	1/16W (.063W)	±100	10Ω - 976k	10Ω - 1MΩ	50V	100V	-55°C to +155°C
		±200	—	1.02MΩ - 10MΩ			
		±400	—	1.0Ω - 9.76Ω			
RK73H1J (0603)	1/10W (.10W)	±100	10Ω - 1MΩ	10Ω - 1MΩ	50V	100V	-55°C to +155°C
		±400	—	1.0Ω - 9.76Ω			
		±200	—	1.02MΩ - 10MΩ			
RK73H2A (0805)	1/8W (.125W)	±100	10Ω - 1MΩ	10Ω - 1MΩ	150V	300V	-55°C to +155°C
		±400	—	1.0Ω - 9.76Ω 1.02MΩ - 10MΩ			
RK73H2B (1206)	1/4W (.25W)	±100	10Ω - 1MΩ	10Ω - 1MΩ	200V	400V	-55°C to +155°C
		±200	—	1.02MΩ - 5.6MΩ			
		±400	—	1.0Ω - 9.76Ω 5.62MΩ - 10MΩ			
RK73H2E (1210)	1/2W (.50W)	±100	10Ω - 1KΩ	10Ω - 1KΩ	200V	400V	-55°C to +155°C
	1/3W (.33W)		1.02KΩ - 1MΩ	1.02KΩ - 1MΩ			
	1/3W (.33W)	±200	—	1.02MΩ - 5.6MΩ			
	1/2W (.50W)	±400	—	1.0Ω - 9.76Ω			
	1/3W (.33W)		5.62MΩ - 10MΩ				
RK73H2H (2010)	3/4W (.75W)	±100	10Ω - 1MΩ	10Ω - 1MΩ	200V	400V	-55°C to +155°C
		±200	—	1.02MΩ - 5.6MΩ			
		±400	—	1.0Ω - 9.76Ω 5.62MΩ - 10MΩ			
RK73H3A (2512)	1W	±100	10Ω - 1MΩ	10Ω - 1MΩ	200V (500V ^{***})	400V (500V ^{***})	-55°C to +155°C
		±200	—	1.02MΩ - 5.6MΩ			
		±400	—	1.0Ω - 9.76Ω 5.62MΩ - 10MΩ			

* Parenthesis indicate EIA package size codes.

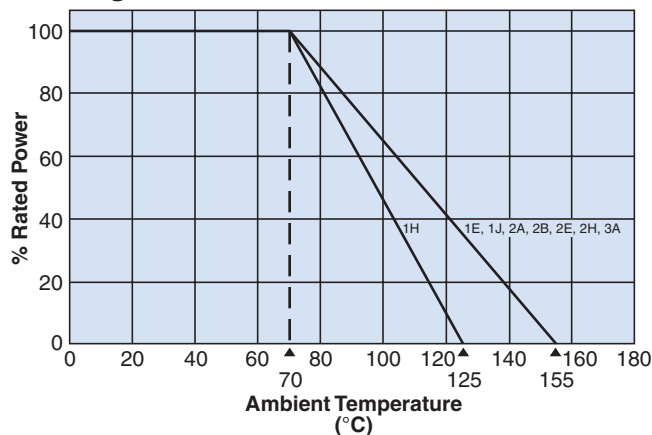
¹ E-24 values only.

** 1J, 2A, 2B sizes available -55°C to +175°C (contact factory).

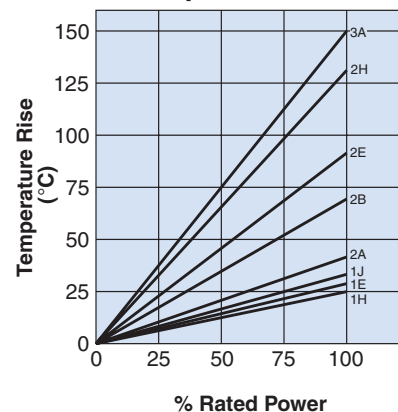
*** Please contact KOA Speer for the Max. working voltage and the Max. overload voltage.

environmental applications

Derating Curve



Surface Temperature Rise



For complete environmental specifications, please refer to pages 30-31.

Specifications given herein may be changed at any time without prior notice. Please confirm technical specifications before you order and/or use.

3/20/07