

# Wirebondable High Precision Single Value Thin Film Chip Resistors



■ Actual Size

The demand for high precision, high stability microchips for both military and industrial environments is increasing with the growth and sophistication of modern hybrid circuitry.

The RMK 22 series are single value resistor chips. They provide excellent long term stability 0.03 % (2000 h, rated power, at + 70 °C) and low noise characteristics < 35 dB.

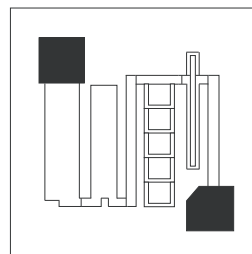
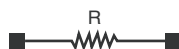
## FEATURES

- Small size 20 mils x 20 mils
- Excellent temperature coefficient < 10 ppm/°C
- Excellent stability 0.03 % after 2000 h at P<sub>n</sub> at 70 °C
- Aluminum or gold pads
- Wirebondable
- Tolerance down to 0.01 %
- High temperature (230 °C), see RMKHT datasheet ([www.vishay.com/doc?60075](http://www.vishay.com/doc?60075))
- Material categorization: For definitions of compliance please see [www.vishay.com/doc?99912](http://www.vishay.com/doc?99912)



**RoHS**  
COMPLIANT  
HALOGEN  
**FREE**  
**GREEN**  
(5-2008)

## SCHEMATIC AND PATTERN



## STANDARD ELECTRICAL SPECIFICATIONS

MODEL	SIZE	RESISTANCE RANGE Ω	RATED POWER P <sub>70°C</sub> W	LIMITING ELEMENT VOLTAGE V	TOLERANCE ± %	TEMPERATURE COEFFICIENT ± ppm/°C
RMK 22N	0202	50 to 300K	0.05	100	0.01, 0.02, 0.05, 0.1, 0.5, 1	5, 10

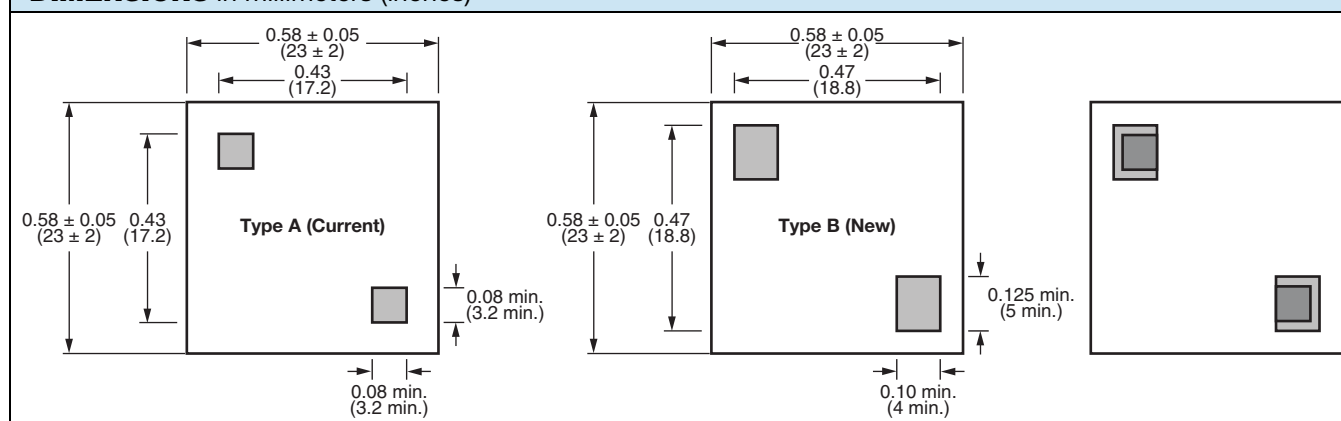
## CLIMATIC SPECIFICATIONS

Operating temperature range	- 55 °C to + 155 °C
Storage temperature range	- 55 °C to + 155 °C

## MECHANICAL SPECIFICATIONS

Resistive element	Nichrome
Passivation	Silicon nitride
Substrate material	Silicon
Bonding pads	Aluminum or gold

## DIMENSIONS in millimeters (inches)



### Note

- Customer can get one or the other part, but positions of pads are similar.



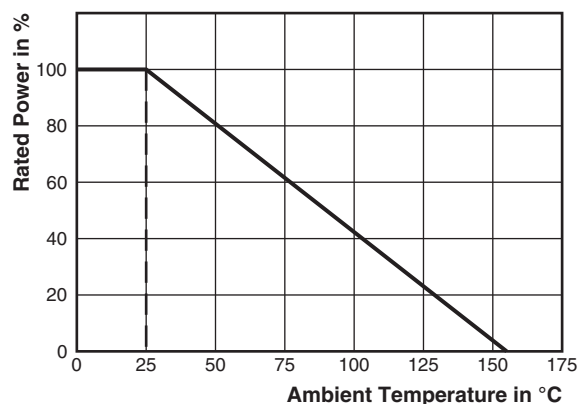
**DIMENSIONS** in millimeters (inches)



**TECHNICAL SPECIFICATIONS**

TEST	SPECIFICATIONS	CONDITIONS
Stability	$\pm 0.03$ % typical, $\pm 0.05$ % maximum (With gold pads and aluminum wires: $\pm 0.07$ % typical, $\pm 0.09$ % maximum)	2000 h at + 70 °C under Pn
Voltage coefficient	< 0.1 ppm/V	
Noise	< - 35 dB typical	MIL-STD-202 method 308
Thermal EMF	< 0.01 $\mu$ V/°C	
Shelf life stability	50 ppm	1 year at + 25 °C

**DERATING**



**GLOBAL PART NUMBER INFORMATION**

New Global Part Numbering: RMK22N100KD0016

R	M	K	2	2	N	1	0	0	K	D		0	0	1	6
GLOBAL MODEL			VALUE			TOLERANCE			TERMINATIONS			OPTION			
			Decimal R, K or M			L = $\pm 0.01$ % P = $\pm 0.02$ % W = $\pm 0.05$ % B = $\pm 0.1$ % D = $\pm 0.5$ % F = $\pm 1.0$ %			Blank = Aluminum G = Gold			Leave blank if no option			



## Disclaimer

ALL PRODUCT, PRODUCT SPECIFICATIONS AND DATA ARE SUBJECT TO CHANGE WITHOUT NOTICE TO IMPROVE RELIABILITY, FUNCTION OR DESIGN OR OTHERWISE.

Vishay Intertechnology, Inc., its affiliates, agents, and employees, and all persons acting on its or their behalf (collectively, "Vishay"), disclaim any and all liability for any errors, inaccuracies or incompleteness contained in any datasheet or in any other disclosure relating to any product.

Vishay makes no warranty, representation or guarantee regarding the suitability of the products for any particular purpose or the continuing production of any product. To the maximum extent permitted by applicable law, Vishay disclaims (i) any and all liability arising out of the application or use of any product, (ii) any and all liability, including without limitation special, consequential or incidental damages, and (iii) any and all implied warranties, including warranties of fitness for particular purpose, non-infringement and merchantability.

Statements regarding the suitability of products for certain types of applications are based on Vishay's knowledge of typical requirements that are often placed on Vishay products in generic applications. Such statements are not binding statements about the suitability of products for a particular application. It is the customer's responsibility to validate that a particular product with the properties described in the product specification is suitable for use in a particular application. Parameters provided in datasheets and / or specifications may vary in different applications and performance may vary over time. All operating parameters, including typical parameters, must be validated for each customer application by the customer's technical experts. Product specifications do not expand or otherwise modify Vishay's terms and conditions of purchase, including but not limited to the warranty expressed therein.

Except as expressly indicated in writing, Vishay products are not designed for use in medical, life-saving, or life-sustaining applications or for any other application in which the failure of the Vishay product could result in personal injury or death. Customers using or selling Vishay products not expressly indicated for use in such applications do so at their own risk. Please contact authorized Vishay personnel to obtain written terms and conditions regarding products designed for such applications.

No license, express or implied, by estoppel or otherwise, to any intellectual property rights is granted by this document or by any conduct of Vishay. Product names and markings noted herein may be trademarks of their respective owners.