

M12 Power Double-ended connector, 5-pins, L-coded

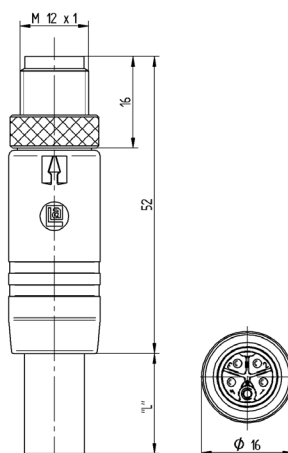
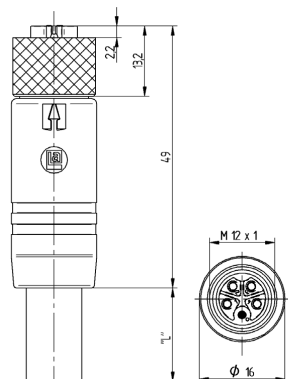
RST 5L-RKT 5L



5-Pole

M12 power cordset male straight to female straight, 5-pins, L-coded, 63 V, black or blue overmold

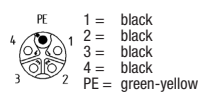
RST 5L-RKT 5L



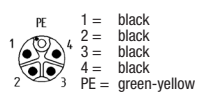
Pin Assignments

M12 L-coded

RKT 5L (female)



RST 5L (male)



Be Certain with Belden

M12 Power Double-ended connector, 5-pins, L-coded

Technical Data

Environmental

Degree of protection IP65, IP67, IP69K
Operating temperature range -40°C to +125°C

Type

Type contacts female/male
Number of contacts 4 (3+PE); L - Coding
Standard IEC 61076-2-111
Construction type L-coded
Conductor size 1.5 mm²
Color contact bearer L: white

Mechanical

Over molding TPE, blue or black
Contact bearer PBT GF
Contact CuNi
Contact plating Cu/Au
Screw Coupling Material CuZn
O-ring FKM
Surface coupling nut Cu/Ni
Shielding sleeve CuZn, plating: Ni

Electrical data

Contact resistance ≤ 10 mΩ
Rated Current 16 A (1.5 mm² and 2.5mm²)
10 A (0.75 mm²)
Rated voltage 63 V
Insulation resistance > 10⁹ Ω
Pollution degree 3 acc. to DIN EN 60664-1 (VDE 0110-1)

Flammability class

over molding UL 94 HB
Contact bearer UL 94 V-2

Approvals

VDE DIN EN 61984: in preparation
UL L-Coding (Pending)

Cable Specifications

Cable No.	Outer Jacket	Conductor Size	Gauge	Jacket Color	OD
726	PUR, halogen-free	5 x 1.50 mm ²	16	Black	0.314" (8.0 mm)
917	PUR, halogen-free	5 x 1.50 mm ²	16	Black	0.314" (8.0 mm)

Part Number	Pins	Overmold	Gauge	Standard Cable Lengths	Characteristics
RST 5L-RKT 5L-726/...M	5L	Blue	16	0.3M / 0.6M / 1M / 2M / 5M / 10M	
RST 5L-RKT 5L-726/...M SW	5L	Black	16	0.3M / 0.6M / 1M / 2M / 5M / 10M	
RST 5L-RKT 5L-917/...M SW	5L	Black	16	0.3M / 0.6M / 1M / 2M / 5M / 10M	
RST 5L-RKT 5L-917/...M	5L	Black	16	0.3M / 0.6M / 1M / 2M / 5M / 10M	