

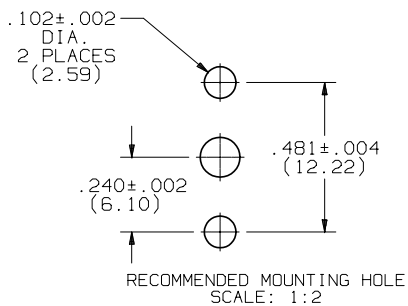
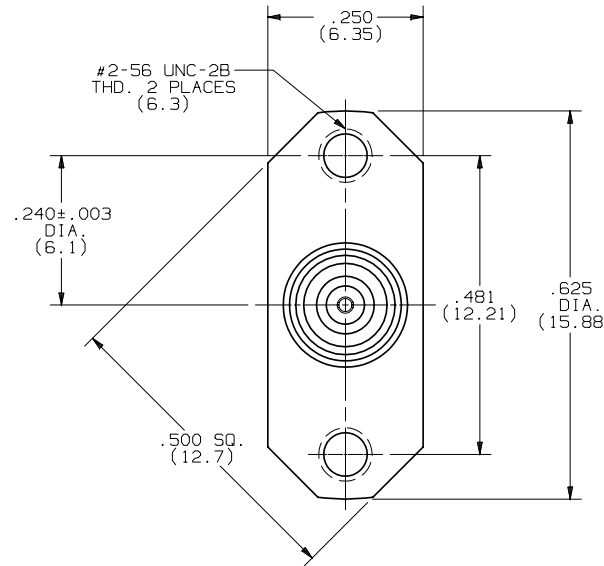
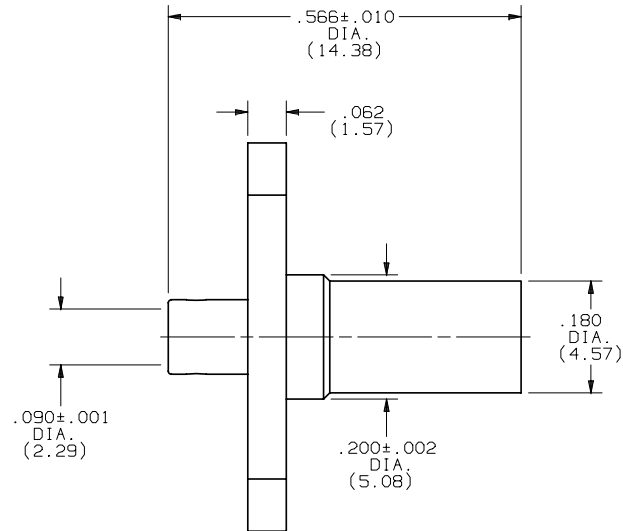
ROHS COMPLIANT

PRODUCT DATA DRAWING

CAD
GENERATED
DRAWINGDCN
CONTROLLED
DOCUMENT

DWG. NO.

SF8934-6001



MATERIAL:

BODY: STAINLESS STEEL PER AMS-5640,
UNS S30300, TYPE IREAR BODY: BRASS PER ASTM-B-16, ALLOY
UNS C36000, H02CONTACT: BERYLLIUM COPPER PER ASTM-196,
COND. TD04, ALLOY UNS-C17300

INSULATORS: PTFE PER ASTM-D-1710.

FINISH:

BODY: PASSIVATE PER QQ-P-35 TYPE II

REAR BODY,
CONTACT: GOLD PER MIL-G-45204, TYPE I,
GRADE C, OVER NICKEL PER
QQ-N-290, CLASS 1

PERFORMANCE:

IMPEDANCE: 50 OHMS
FREQ. RANGE: 2.0 GHz TO 18 GHz
D.W.V.: 1000 VRMS
INSUL. RES.: 100,000 MEGOHMS MIN.

SYM.	DESCRIPTION	DATE	APPR.	UNLESS OTHERWISE SPECIFIED:	DIMENSIONS ARE IN INCHES			TITLE:
A	REV. DCN 26148	05/00	STW	1) ALL DIMENSIONS ARE AFTER PLATING. 2) BREAK CORNERS & EDGES .005 R. MAX. 3) CHAM. 1:1 & LAST THDS. 4) SURFACE ROUGHNESS 63 / MIL-STD-10. 5) DIAS. ON COMMON CENTERS TO BE CONCENTRIC WITHIN .005 T.I.R. 6) REMOVE ALL BURRS.	DECIMALS .X ±.030 .XX ±.015 .XXX ±.005	FRACTIONAL ±1/64	ANGULAR X° ±1°0' X°X' ±15'	
B	REV. DCN 29702	03/03	STW		MATERIAL: SEE ABOVE	FINISH: SEE ABOVE	□" AREA: N/A	"BMZ" 2 HOLE FLANGE MOUNT JACK TO .085 S.R. CABLE
				DRAWN: VMJ 11/17/98	SIZE B	CAGE NO. 95077	SCALE 5X	DWG. NO. SF8934-6001
				CHECKED: JM 01/05/99				
				APPROVED: JM 01/05/99				

Mouser Electronics

Authorized Distributor

Click to View Pricing, Inventory, Delivery & Lifecycle Information:

[Amphenol:](#)

[SF8934-6001](#)