

Cemented Wirewound Resistors

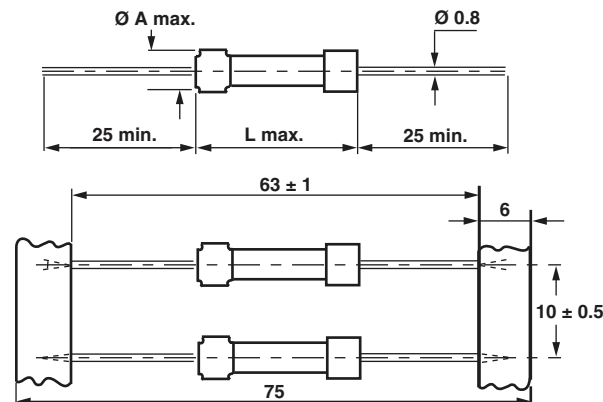


FEATURES

- 3 W and 4 W at + 40 °C
- Cemented protection
- Non flammability
- Industrial applications
- Low values available: 20 mΩ available (for SG3)
100 mΩ available (for SG4)
- Material categorization: For definitions of compliance please see www.vishay.com/doc?99912


RoHS
COMPLIANT

DIMENSIONS in millimeters (max.)

	MODEL	Ø A	L
	SG3	5 (5.2 for ≤ 0.2 Ω)	13
	SG4	5.5 (5.8 for ≤ 0.5 Ω)	15.8

STANDARD ELECTRICAL SPECIFICATIONS

MODEL	RESISTANCE RANGE Ω	RATED POWER $P_{40\text{ °C}}$ W	LIMITING ELEMENT VOLTAGE V	TOLERANCE ± %
SG3	0.02 to 3.3K	3	100	5
SG4	0.02 to 3.9K	4	125	5

MECHANICAL SPECIFICATIONS

Mechanical Protection	Cement
Resistive Element	Ni Cr wire
Connections	Copper tinned

ENVIRONMENTAL SPECIFICATIONS

Temperature Range	- 55 °C to + 250 °C
Climatic Category	55/250/21

TECHNICAL SPECIFICATIONS

	SG3	SG4
Critical Resistance	3.3 kΩ	3.9 kΩ
Temperature Coefficient (typical)	$V\Omega < 0.1 \Omega$ 300 ppm/°C	
Temperature Coefficient (typical)	$V\Omega \geq 0.1 \Omega$ 150 ppm/°C	

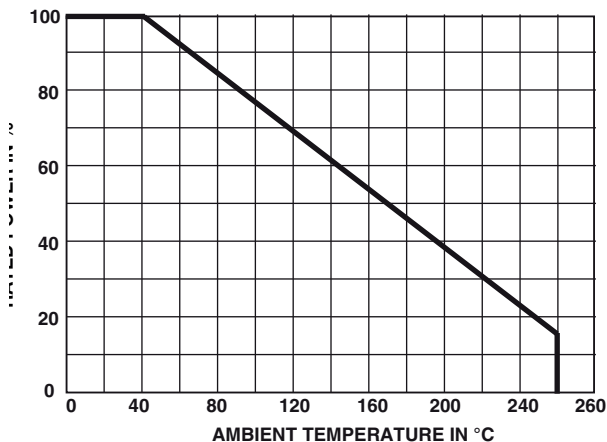
PERFORMANCE

TESTS	CONDITIONS	TYPICAL VALUES AND DRIFTS
Short Time Overload	$5 P_n$ during 5 s	± (1.5 % + 0.005 Ω)
Rapid Change of Temperature	EN1400 CEI-115-1, - 55 °C + 200 °C 5 cycles	± (1 % + 0.005 Ω)
Humidity	EN60115-1, 56 days 93 % RH	± (1 % + 0.005 Ω)
Load Life	MIL-STD 202, method 108 P_r 1000h	± (5 % + 0.005 Ω)
Moisture Resistance	MIL-STD 202 method 106	± (1 % + 0.005 Ω)
Vibration	MIL-STD 202 method 204, Test 20 g, 10 Hz/2000 Hz	± (0.5 % + 0.005 Ω)
Shock	MIL-STD 202 method 213, Test C	± (0.5 % + 0.005 Ω)

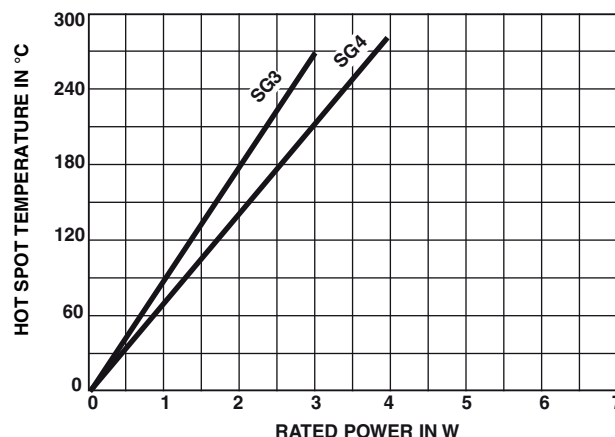
SPECIAL FEATURES

Please consult Vishay Sfernice for other ohmic values and tolerances.

POWER RATING



TEMPERATURE RISE



MARKING

GEKA trademark, model, style, nominal resistance (in Ω), tolerance (in %).

Note: For low ohmic values, ($< 0.1 \Omega$), quality of marking cannot be guaranteed.

PACKAGING

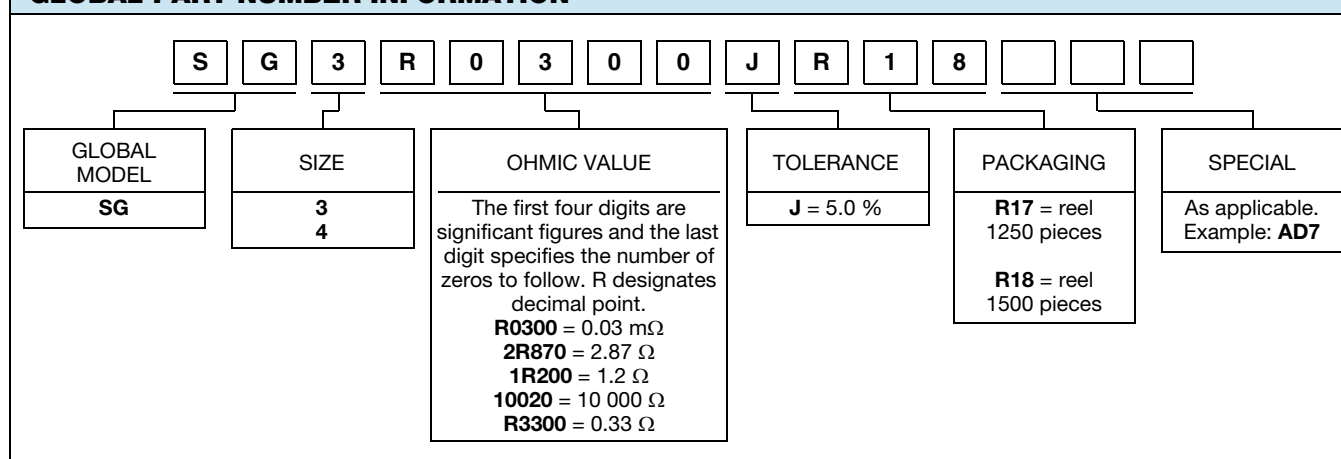
Tape and reel packaging by:

- 1500 pieces SG3
- 1250 pieces SG4

ORDERING INFORMATION

SG	3	330 Ω	$\pm 5 \%$	$\pm 150 \text{ ppm}/^\circ\text{C}$	TR1500	e3
MODEL	STYLE	OHMIC VALUE	TOLERANCE	TEMPERATURE COEFFICIENT	PACKAGING	LEAD (Pb)-FREE
	3			$\pm 300 \text{ ppm}/^\circ\text{C}$		
	4					

GLOBAL PART NUMBER INFORMATION





Disclaimer

ALL PRODUCT, PRODUCT SPECIFICATIONS AND DATA ARE SUBJECT TO CHANGE WITHOUT NOTICE TO IMPROVE RELIABILITY, FUNCTION OR DESIGN OR OTHERWISE.

Vishay Intertechnology, Inc., its affiliates, agents, and employees, and all persons acting on its or their behalf (collectively, "Vishay"), disclaim any and all liability for any errors, inaccuracies or incompleteness contained in any datasheet or in any other disclosure relating to any product.

Vishay makes no warranty, representation or guarantee regarding the suitability of the products for any particular purpose or the continuing production of any product. To the maximum extent permitted by applicable law, Vishay disclaims (i) any and all liability arising out of the application or use of any product, (ii) any and all liability, including without limitation special, consequential or incidental damages, and (iii) any and all implied warranties, including warranties of fitness for particular purpose, non-infringement and merchantability.

Statements regarding the suitability of products for certain types of applications are based on Vishay's knowledge of typical requirements that are often placed on Vishay products in generic applications. Such statements are not binding statements about the suitability of products for a particular application. It is the customer's responsibility to validate that a particular product with the properties described in the product specification is suitable for use in a particular application. Parameters provided in datasheets and / or specifications may vary in different applications and performance may vary over time. All operating parameters, including typical parameters, must be validated for each customer application by the customer's technical experts. Product specifications do not expand or otherwise modify Vishay's terms and conditions of purchase, including but not limited to the warranty expressed therein.

Except as expressly indicated in writing, Vishay products are not designed for use in medical, life-saving, or life-sustaining applications or for any other application in which the failure of the Vishay product could result in personal injury or death. Customers using or selling Vishay products not expressly indicated for use in such applications do so at their own risk. Please contact authorized Vishay personnel to obtain written terms and conditions regarding products designed for such applications.

No license, express or implied, by estoppel or otherwise, to any intellectual property rights is granted by this document or by any conduct of Vishay. Product names and markings noted herein may be trademarks of their respective owners.