
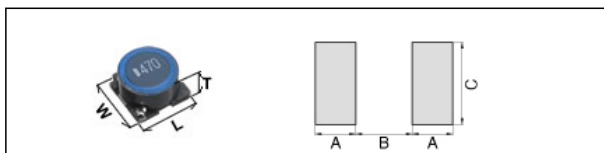


SLF10145T-680M1R2-PF

Applications	 Commercial Grade
Feature	<div>Wire Wound</div> <div>Wire Wound</div> <div>Shield</div> <div>Magnetic Shield</div> <div>Ferrite Core</div> <div>Ferrite Core</div>
Series	SLF Series / SLF10145 Type
Status	Production



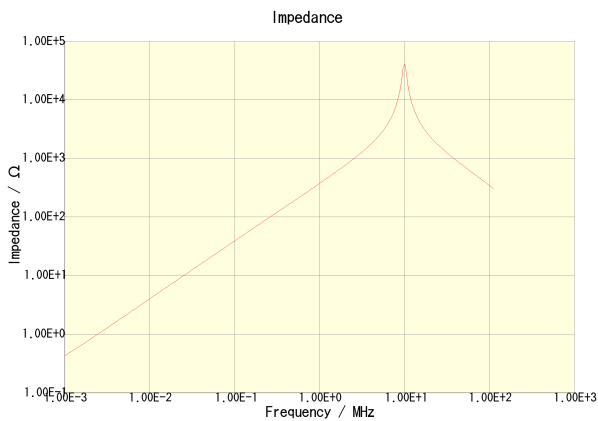
Size	
Length(L)	10.10mm +/-0.30mm
Width(W)	10.10mm +/-0.30mm
Thickness(T)	4.50mm +/-0.30mm
Recommended Land Pattern (A)	2.50mm Nom.
Recommended Land Pattern (B)	5.60mm Nom.
Recommended Land Pattern (C)	3.20mm Nom.

Electrical Characteristics	
Inductance	68uH +/-20% at 1kHz
Rated Current (L Change) [Max.]	1.2A (10% Down)
Rated Current (Temperature Rise) [Max.]	
DC Resistance [Nom.]	140mΩ
DC Resistance [Max.]	168mΩ

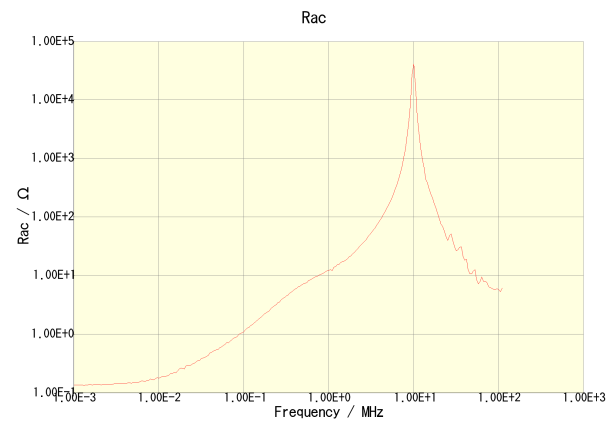
Other	
Operating Temp. Range (Including Self-Temp. Rise)	-40 to 105degC
Soldering Method	Reflow, Iron Soldering
AEC Q200	No
Packing	Blister (Plastic)Taping [330mm Reel]
Package Quantity	500Pcs Min.
Weight	1.3g

SLF10145T-680M1R2-PF

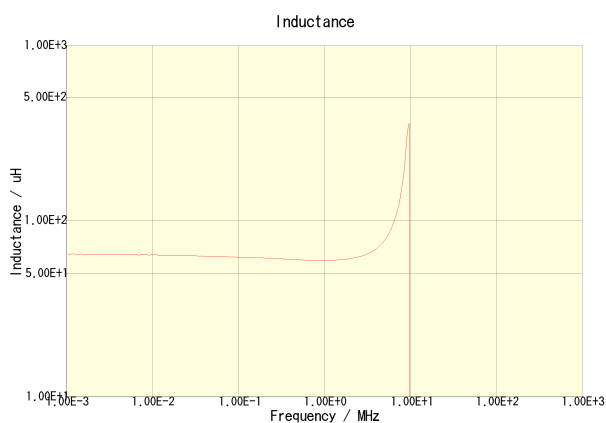
Characteristic Graphs (This is reference data, and does not guarantee the product's characteristics.)



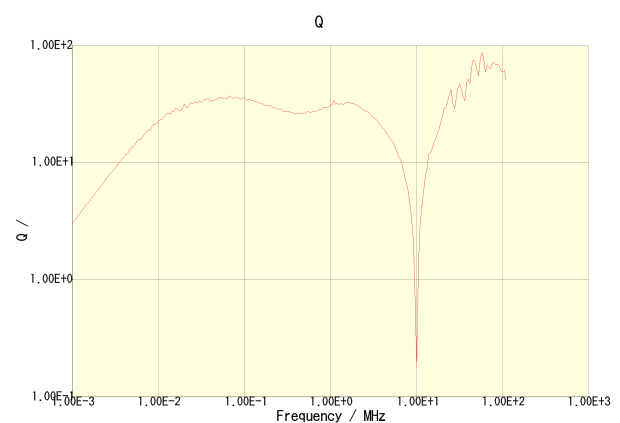
SLF10145T-680M1R2-PF



SLF10145T-680M1R2-PF



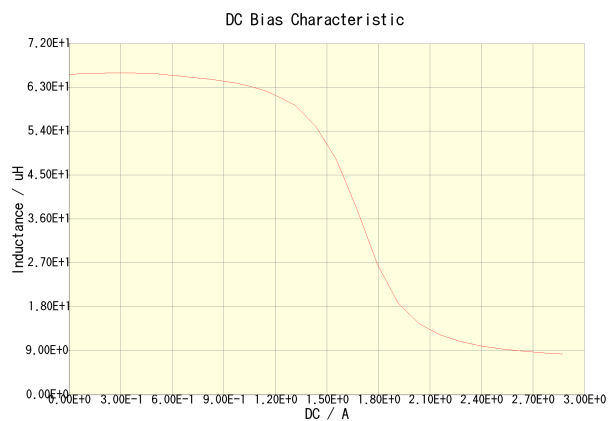
SLF10145T-680M1R2-PF



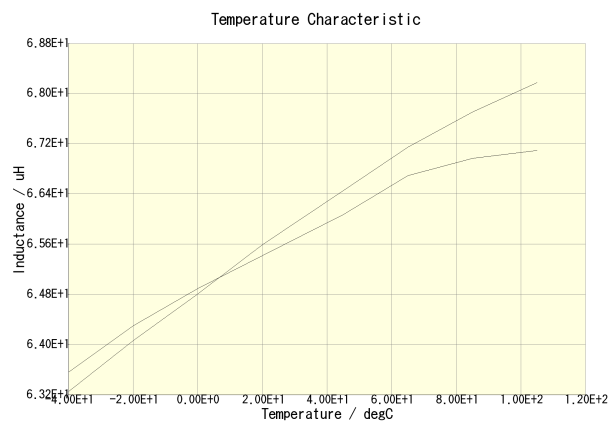
SLF10145T-680M1R2-PF

SLF10145T-680M1R2-PF

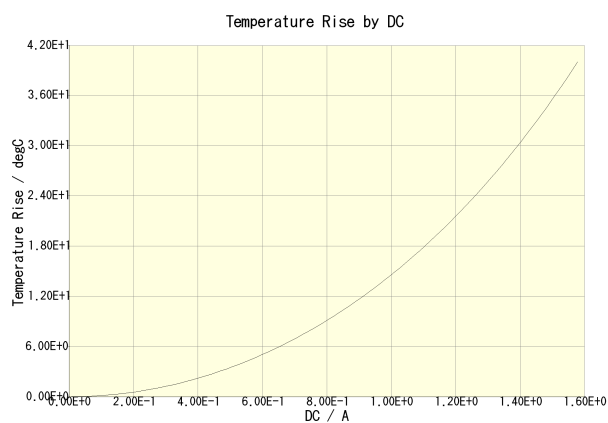
Characteristic Graphs (This is reference data, and does not guarantee the product's characteristics.)



SLF10145T-680M1R2-PF(Amb. Temp. = 20degc)



SLF10145T-680M1R2-PF(DC = 0A) SLF10145T-680M1R2-PF(DC = 0.6A)



SLF10145T-680M1R2-PF(Amb. Temp. = 20degc)