



Surface Mount TRANSZORB® Transient Voltage Suppressors



DO-214AB (SMC J-Bend)

PRIMARY CHARACTERISTICS

V_{BR}	24.4 V to 95.8 V
V_{WM}	22 V to 78 V
P_{PPM}	3000 W
T_J max.	150 °C
Polarity	Bi-directional
Package	DO-214AB (SMC J-Bend)

TYPICAL APPLICATIONS

Use in sensitive electronics protection against voltage transients induced by inductive load switching and lighting on ICs, MOSFET, signal lines of sensor units for consumer, computer, industrial, automotive and telecommunication.

FEATURES

- Available in bi-directional polarity only
- 3000 W peak pulse power capability with a (10/1000 μ s) waveform
- Excellent clamping capability
- Very fast response time
- Low incremental surge resistance
- Meets MSL level 1, per J-STD-020, LF maximum peak of 260 °C
- Not recommended for PCB bottom side wave mounting
- AEC-Q101 qualified
- Material categorization: for definitions of compliance please see www.vishay.com/doc?99912



RoHS
COMPLIANT
HALOGEN
FREE

MECHANICAL DATA

Case: DO-214AB (SMC J-Bend)

Molding compound meets UL 94 V-0 flammability rating
Base P/N-M3 - halogen-free, RoHS-compliant, and commercial grade

Base P/NHM3 - halogen-free, RoHS-compliant, and AEC-Q101 qualified

Terminals: Matte tin plated leads, solderable per J-STD-002 and JESD 22-B102

M3 suffix meets JESD 201 class 2 whisker test, HM3 suffix meets JESD 201 class 2 whisker test

Polarity: no marking on bi-directional types

MAXIMUM RATINGS ($T_A = 25$ °C unless otherwise noted)

PARAMETER	SYMBOL	VALUE	UNIT
Peak pulse power dissipation with a 10/1000 μ s waveform	$P_{PPM}^{(1)}$	3000	W
Peak pulse current with a 10/1000 μ s waveform	$I_{PPM}^{(1)}$	See next table	A
Operating junction and storage temperature range	T_J, T_{STG}	-55 to +150	°C

Note

(1) Non-repetitive current pulse and derated above $T_A = 25$ °C

**ELECTRICAL CHARACTERISTICS** ($T_A = 25\text{ }^{\circ}\text{C}$ unless otherwise noted)

DEVICE TYPE	DEVICE MARKING CODE	BREAKDOWN VOLTAGE $V_{BR}^{(1)}$ (V) AT I_T		TEST CURRENT I_T (mA)	STAND-OFF VOLTAGE V_{WM} (V)	MAXIMUM REVERSE LEAKAGE AT V_{WM} I_D (μA)	MAX. PEAK PULSE SURGE CURRENT $I_{PPM}^{(2)}$ (A)	MAXIMUM CLAMPING VOLTAGE AT I_{PPM} V_C (V)
		MIN.	MAX.					
SMC3K22CA	3BEX	24.4	26.9	1.0	22	2.0	84.5	35.5
SMC3K24CA	3BEZ	26.7	29.5	1.0	24	2.0	77.1	38.9
SMC3K26CA	3BFE	28.9	31.9	1.0	26	2.0	71.3	42.1
SMC3K28CA	3BFG	31.1	34.4	1.0	28	2.0	66.1	45.4
SMC3K30CA	3BFK	33.3	36.8	1.0	30	2.0	62.0	48.4
SMC3K33CA	3BFM	36.7	40.6	1.0	33	2.0	56.3	53.3
SMC3K36CA	3BFP	40.0	44.2	1.0	36	2.0	51.6	58.1
SMC3K40CA	3BFR	44.4	49.1	1.0	40	2.0	46.5	64.5
SMC3K43CA	3BFT	47.8	52.8	1.0	43	2.0	43.2	69.4
SMC3K45CA	3GFV	50.0	55.3	1.0	45	2.0	41.3	72.7
SMC3K48CA	3GFX	53.3	58.9	1.0	48	2.0	38.8	77.4
SMC3K51CA	3GFZ	56.7	62.7	1.0	51	2.0	36.4	82.4
SMC3K54CA	3GGE	60.0	66.3	1.0	54	2.0	34.4	87.1
SMC3K58CA	3GGG	64.4	71.2	1.0	58	2.0	32.1	93.6
SMC3K60CA	3GGK	66.7	73.7	1.0	60	2.0	31.0	96.8
SMC3K64CA	3GGM	71.1	78.6	1.0	64	2.0	29.1	103
SMC3K70CA	3GGP	77.8	86.0	1.0	70	2.0	26.5	113
SMC3K75CA	3GGR	83.3	92.1	1.0	75	2.0	24.8	121
SMC3K78CA	3GGT	86.7	95.8	1.0	78	2.0	23.8	126

Notes

- (1) Pulse test: $t_p \leq 50\text{ ms}$
 (2) Surge current waveform per fig. 3 and derated per fig.2
 (3) All terms and symbols are consistent with ANSI/IEEE C62.35

ORDERING INFORMATION (Example)

PREFERRED P/N	UNIT WEIGHT (g)	PREFERRED PACKAGE CODE	BASE QUANTITY	DELIVERY MODE
SMC3K22CA-M3/57	0.257	57	850	7" diameter plastic tape and reel
SMC3K22CA-M3/9A	0.257	9A	3500	13" diameter plastic tape and reel
SMC3K22CAHM3/57 ⁽¹⁾	0.257	57	850	7" diameter plastic tape and reel
SMC3K22CAHM3/9A ⁽¹⁾	0.257	9A	3500	13" diameter plastic tape and reel

Note

- (1) AEC-Q101 qualified

RATINGS AND CHARACTERISTICS CURVES ($T_A = 25\text{ }^{\circ}\text{C}$ unless otherwise noted)

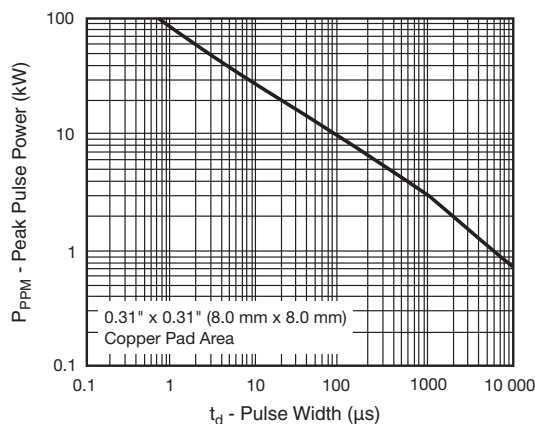


Fig. 1 - Peak Pulse Power Derating Curve

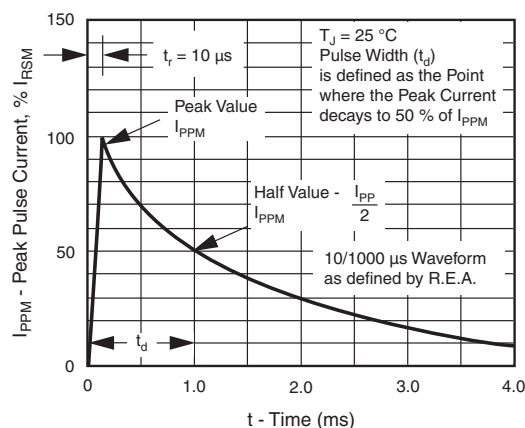


Fig. 3 - Pulse Waveform

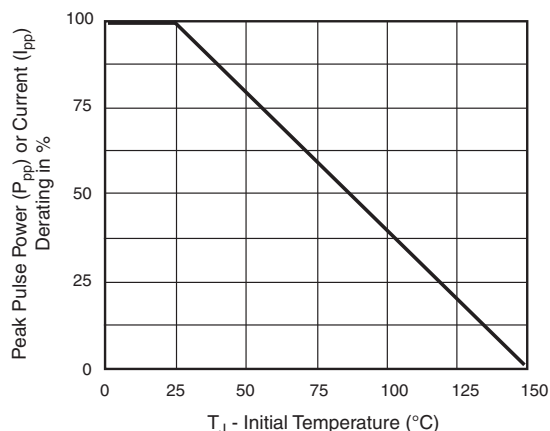


Fig. 2 - Pulse Power or Current vs. Initial Junction Temperature

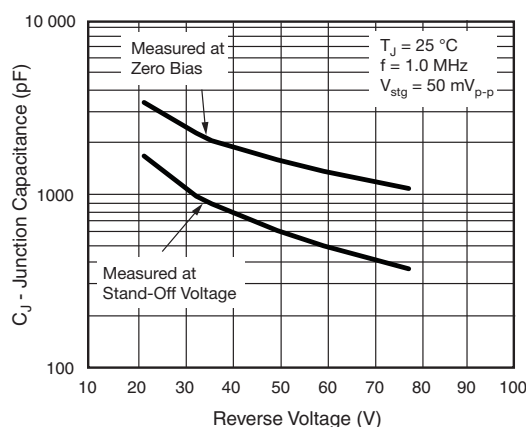
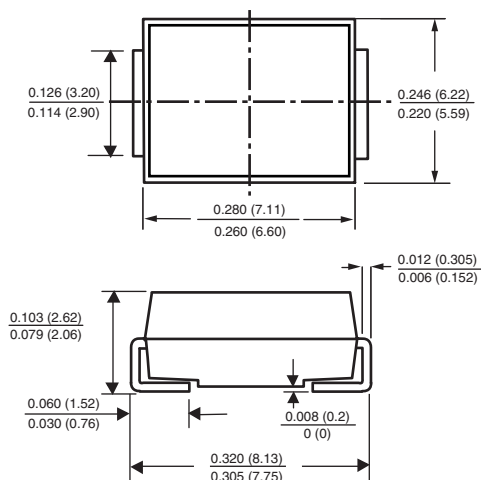


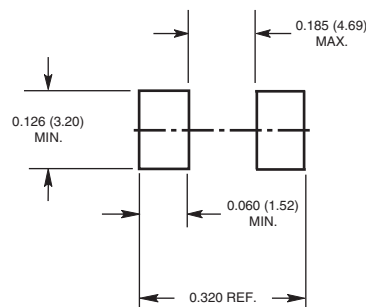
Fig. 4 - Typical Junction Capacitance

PACKAGE OUTLINE DIMENSIONS in inches (millimeters)

DO-214AB (SMC J-Bend)



Mounting Pad Layout





Disclaimer

ALL PRODUCT, PRODUCT SPECIFICATIONS AND DATA ARE SUBJECT TO CHANGE WITHOUT NOTICE TO IMPROVE RELIABILITY, FUNCTION OR DESIGN OR OTHERWISE.

Vishay Intertechnology, Inc., its affiliates, agents, and employees, and all persons acting on its or their behalf (collectively, "Vishay"), disclaim any and all liability for any errors, inaccuracies or incompleteness contained in any datasheet or in any other disclosure relating to any product.

Vishay makes no warranty, representation or guarantee regarding the suitability of the products for any particular purpose or the continuing production of any product. To the maximum extent permitted by applicable law, Vishay disclaims (i) any and all liability arising out of the application or use of any product, (ii) any and all liability, including without limitation special, consequential or incidental damages, and (iii) any and all implied warranties, including warranties of fitness for particular purpose, non-infringement and merchantability.

Statements regarding the suitability of products for certain types of applications are based on Vishay's knowledge of typical requirements that are often placed on Vishay products in generic applications. Such statements are not binding statements about the suitability of products for a particular application. It is the customer's responsibility to validate that a particular product with the properties described in the product specification is suitable for use in a particular application. Parameters provided in datasheets and / or specifications may vary in different applications and performance may vary over time. All operating parameters, including typical parameters, must be validated for each customer application by the customer's technical experts. Product specifications do not expand or otherwise modify Vishay's terms and conditions of purchase, including but not limited to the warranty expressed therein.

Except as expressly indicated in writing, Vishay products are not designed for use in medical, life-saving, or life-sustaining applications or for any other application in which the failure of the Vishay product could result in personal injury or death. Customers using or selling Vishay products not expressly indicated for use in such applications do so at their own risk. Please contact authorized Vishay personnel to obtain written terms and conditions regarding products designed for such applications.

No license, express or implied, by estoppel or otherwise, to any intellectual property rights is granted by this document or by any conduct of Vishay. Product names and markings noted herein may be trademarks of their respective owners.

Mouser Electronics

Authorized Distributor

Click to View Pricing, Inventory, Delivery & Lifecycle Information:

Vishay:

[SMC3K54CAHM3/57](#) [SMC3K26CAHM3/57](#) [SMC3K36CAHM3/57](#) [SMC3K45CAHM3/57](#) [SMC3K78CAHM3/57](#)
[SMC3K24CAHM3/57](#) [SMC3K43CAHM3/57](#) [SMC3K33CAHM3/57](#) [SMC3K30CAHM3/57](#) [SMC3K58CAHM3/57](#)
[SMC3K28CAHM3/57](#) [SMC3K40CAHM3/57](#) [SMC3K64CAHM3/57](#) [SMC3K60CAHM3/57](#) [SMC3K51CAHM3/57](#)
[SMC3K48CAHM3/57](#) [SMC3K75CAHM3/57](#) [SMC3K70CAHM3/57](#) [SMC3K22CAHM3/57](#) [SMC3K24CA-M3/57](#)
[SMC3K43CA-M3/57](#) [SMC3K48CA-M3/57](#) [SMC3K78CA-M3/57](#) [SMC3K75CA-M3/57](#) [SMC3K51CA-M3/57](#)
[SMC3K33CA-M3/57](#) [SMC3K28CA-M3/57](#) [SMC3K36CA-M3/57](#) [SMC3K60CA-M3/57](#) [SMC3K30CA-M3/57](#)
[SMC3K40CA-M3/57](#) [SMC3K75CA-M3/9A](#) [SMC3K43CA-M3/9A](#) [SMC3K54CAHM3/9A](#) [SMC3K64CA-M3/57](#)
[SMC3K26CA-M3/57](#) [SMC3K28CAHM3/9A](#) [SMC3K51CA-M3/9A](#) [SMC3K30CA-M3/9A](#) [SMC3K75CAHM3/9A](#)
[SMC3K48CA-M3/9A](#) [SMC3K60CAHM3/9A](#) [SMC3K64CAHM3/9A](#) [SMC3K51CAHM3/9A](#) [SMC3K54CA-M3/9A](#)
[SMC3K58CA-M3/9A](#) [SMC3K54CA-M3/57](#) [SMC3K43CAHM3/9A](#) [SMC3K28CA-M3/9A](#) [SMC3K64CA-M3/9A](#)
[SMC3K26CAHM3/9A](#) [SMC3K36CA-M3/9A](#) [SMC3K26CA-M3/9A](#) [SMC3K33CAHM3/9A](#) [SMC3K40CAHM3/9A](#)
[SMC3K45CA-M3/9A](#) [SMC3K70CA-M3/9A](#) [SMC3K70CA-M3/57](#) [SMC3K58CA-M3/57](#) [SMC3K24CA-M3/9A](#)
[SMC3K24CAHM3/9A](#) [SMC3K33CA-M3/9A](#) [SMC3K22CAHM3/9A](#) [SMC3K70CAHM3/9A](#) [SMC3K36CAHM3/9A](#)
[SMC3K22CA-M3/9A](#) [SMC3K40CA-M3/9A](#) [SMC3K48CAHM3/9A](#) [SMC3K60CA-M3/9A](#) [SMC3K22CA-M3/57](#)
[SMC3K78CAHM3/9A](#) [SMC3K45CAHM3/9A](#) [SMC3K45CA-M3/57](#) [SMC3K30CAHM3/9A](#) [SMC3K58CAHM3/9A](#)
[SMC3K78CA-M3/9A](#)