

C&K SP Series Single In-line Package Switches



Features/Benefits

- **Thin Single In-line Packaging saves PCB space**
- **Retention feature holds part to PCB prior to soldering**
- **Available in vertical or right angle models**
- **High pressure contact system does not require tape sealing**

Typical Applications

- **Address switch for industrial controls**
- **Logic switching for computers and peripherals**
- **Function controlling for numerous applications**

How To Order

Complete part numbers for SP Series standard profile SIP Switches are shown on pages H-13 thru H-14.

Specifications

CONTACT RATING:

Carry: 100 mA

Switching: 10 mA

MECHANICAL AND ELECTRICAL LIFE: 1,000 cycles min.

CONTACT RESISTANCE: 50 MΩ max. @ 20 V DC 10mA.

INSULATION RESISTANCE: 100 MΩ min. @ 100 V DC.

DIELECTRIC STRENGTH: 1 minute @ 300 V AC.

CAPACITANCE: 5pF max. between adjacent terminals.

OPERATING TEMPERATURE: -20°C to 85°C.

STORAGE TEMPERATURE: -40°C to 85°C.

OPERATING FORCE: 800 grams max.

SOLDERABILITY: Dip & look solderability testing per C&K spec.

#448. Unplated edges of terminals permitted.

PACKAGING: Switches supplied in rigid dispensing tubes in full-tube quantities only, this may affect order quantity. Numbers of switches per tube varies with model.

Materials

HOUSING: PBT resin (UL 94V-0).

COVER: PBT resin (UL 94V-0).

ACTUATOR: 4/6 Nylon (UL 94V-0).

MOVABLE CONTACT: Beryllium copper alloy, gold over nickel plate.

FIXED CONTACT: Brass plate, solder coated.

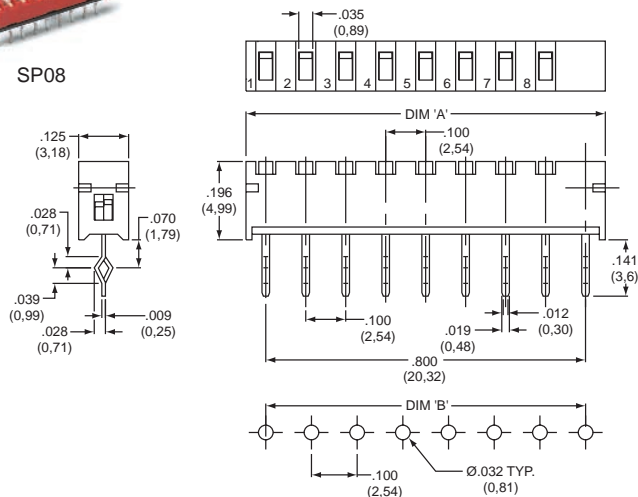
CLIP: Beryllium copper, gold plated.

NOTE: Specifications and materials listed above are for switches with standard options. For information on specific and custom switches, consult Customer Service Center.

Vertical



SP08



PART NUMBER	NO.POS.	DIM. 'A'	DIM. 'B'	QUANTITY PER TUBE
SP02	2	.298 (7,58)	.200 (5,08)	60
SP04	4	.498 (12,66)	.400 (10,16)	35
SP06	6	.698 (17,74)	.600 (15,24)	25
SP08	8	.898 (22,82)	.800 (20,32)	20
SP10	10	1.098 (27,9)	1.000 (25,40)	15

Schematic

SPST

C&K SP Series Single In-line Package Switches



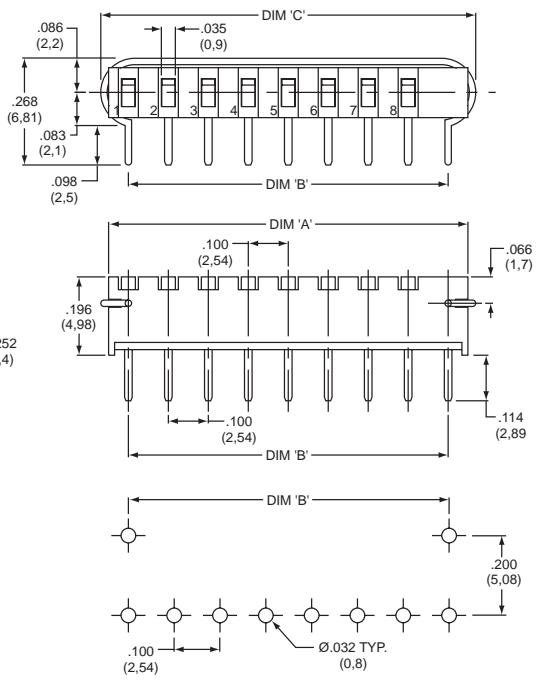
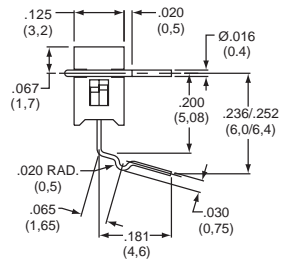
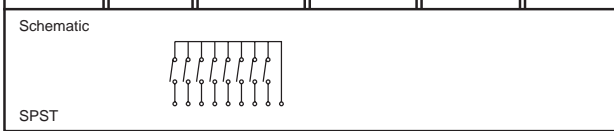
H
DIP

Right Angle

APART NUMBER	NO.POS.	DIM. 'A'	DIM. 'B'	DIM. 'C'	QUANTITY PER TUBE
SP02A	2	.298 (7,58)	.200 (5,08)	.338 (8,58)	50
SP04A	4	.498 (12,66)	.400 (10,16)	.538 (13,66)	35
SP06A	6	.698 (17,74)	.600 (15,24)	.738 (18,74)	25
SP08A	8	.898 (22,82)	.800 (20,32)	.938 (23,82)	20
SP10A	10	1.098 (27,9)	1.000 (25,40)	1.138 (28,9)	15



SP08A



Mouser Electronics

Authorized Distributor

Click to View Pricing, Inventory, Delivery & Lifecycle Information:

C&K Components:

[SP08A](#) [SP02A](#) [SP06A](#) [SP04A](#) [SP06](#) [SP08](#) [SP10](#) [SP04](#) [SP02](#) [SP10A](#)