


Fibre Core Conformal Coated Wirewound Resistor

SPP Series

- UL1412 recognised fusing *
- Coated or uncoated units
- Positive high TC's upon request
- Color band standard identification
- Lower ranges available - contact factory
- Weldable and solderable magnetic leads

* UL file number E234469



Electrical Data

IRC Type	SPP-1		SPP-2		SPP-3	
Resistance - Std.	0.1Ω to 1200Ω		0.1Ω to 2400Ω		0.1Ω to 2400Ω	
UL Recognised Range	1 Ω to 470 Ω		1 Ω to 470 Ω		---	
Tolerance - Std.	±5% (E24), ±10% (E12)					
Power Rating	1 watt @ 85°C 3/4 watt @ 105°C 1/2 watt @ 125°C Derating to 0 @ 160°C		2 watt @ 85°C 1 watt @ 140°C --- ---		3 watt @ 85°C 2 watt @ 145°C 1 watt @ 190°C ---	
Load Life Stability	1 watt @ 85°C ± 10%		2 watt @ 85°C ± 10%		3 watt @ 85°C ± 10%	
Max. Continuous Working Voltage	\sqrt{PR}		\sqrt{PR}		\sqrt{PR}	
Min. Insulation Resistance	Dry Wet	10,000 Meg 100 Meg	10,000 Meg 100 Meg		10,000 Meg 100 Meg	
Min. Dielectric Withstanding Volts	(RMS)	600V	600V		600V	
Current Noise	Negligible		Negligible		Negligible	
Temperature Rise at Rated Load, 25°C Ambient	Approx. 150°C		Approx. 200°C		Approx. 225°C	
Temperature Coefficient	±600/°C 0.10Ω - 0.91Ω	±300/°C 1Ω - 1200Ω	±600/°C 0.10Ω - 0.91Ω	±300/°C 1Ω - 2400Ω	±600/°C 0.10Ω - 0.91Ω	±300/°C 1Ω - 2400Ω

Notes:

Unless specified otherwise, standard test centers are 1/4 inches.

General Note

TT Electronics reserves the right to make changes in product specification without notice or liability.

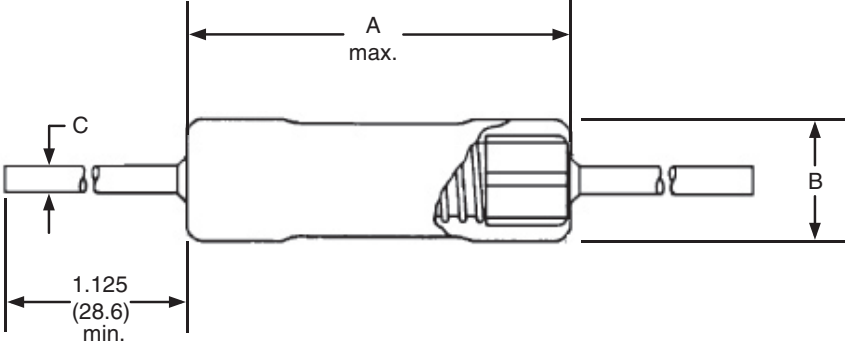
All information is subject to TT Electronics' own data and is considered accurate at time of going to print.

SPP Series

Environmental Data

Characteristics	Maximum Limits		
Temperature Coefficient (ppm/°C)	SPP-1	±600/°C	0.10Ω - 0.91Ω
		±300/°C	1.0Ω - 1200Ω
	SPP-2	±600/°C	0.10Ω - 0.91Ω
		±300/°C	1.0Ω - 2400Ω
	SPP-3	±600/°C	0.10Ω - 0.91Ω
		±600/°C	1.0Ω - 2400Ω
Thermal Shock	±5%		
Low Shock	±5%		
Short Time Overload	±5%		
Commercial Short Time Overload	±5%		
Resistance to Solder Immersion	±3%		
Solderability	95% minimum coverage		
Moisture Resistance	±5%		
Life Test	±5%		
Test Method	EIA Specification RS-344		

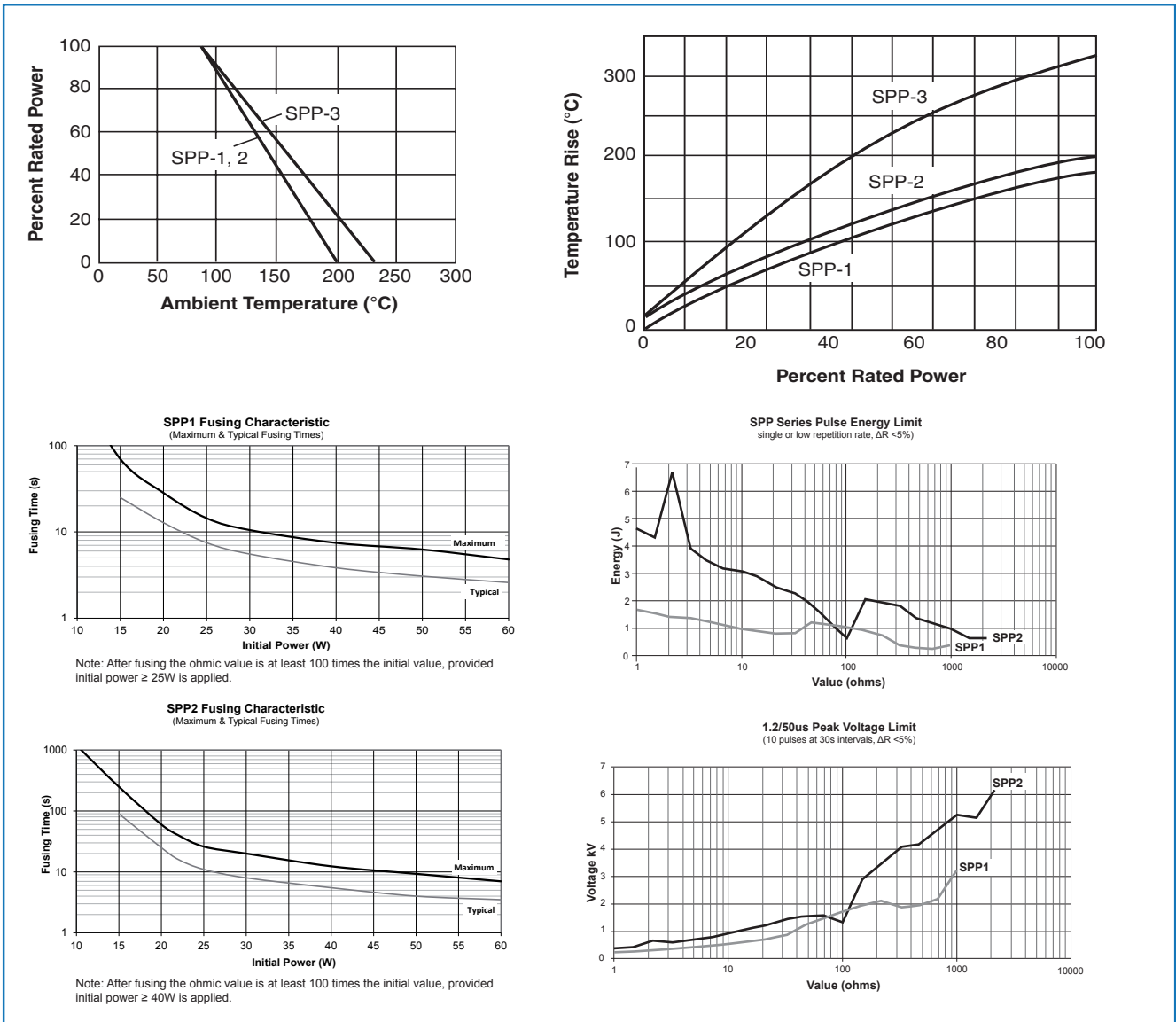
Physical Data

			
Dimensions (Inches and (mm))			
IRC Type	A	B	C ± .002(0.05)
SPP-1	0.400(10.2) max.	0.148(3.8) max.	0.032(0.8)
SPP-2	0.570(14.5) max.	0.170(4.3) max.	0.032(0.8)
SPP-3	0.570(14.5) max.	0.170(4.3) max.	0.032(0.8)

General Note

TT Electronics reserves the right to make changes in product specification without notice or liability.
All information is subject to TT Electronics' own data and is considered accurate at time of going to print.

SPP Series



Ordering Procedure

Example: SPP1UL4700JLF (SPP1, UL recognised, 470 ohms $\pm 5\%$, Pb-free)

S	P	P	1	U	L	4	7	0	0	J	L	F		
1				2		3				4	5		6	

1	2	3	4	5	6
Type	UL Status	Value	Tolerance	Packing & Termination Finish	Custom Code
SPP1	UL = UL recognised	3 digits + multiplier	J = $\pm 5\%$	Omit for SnPb	Optional
SPP2	(SPP1 & SPP2 only, see Electrical Data for applicable values.)	R = ohms for values <100 ohms	K = $\pm 10\%$	LF = Pb-free	Standard packing is tape & reel, 4000/reel
SPP3					

General Note

TT Electronics reserves the right to make changes in product specification without notice or liability.
All information is subject to TT Electronics' own data and is considered accurate at time of going to print.

Mouser Electronics

Authorized Distributor

Click to View Pricing, Inventory, Delivery & Lifecycle Information:

TT Electronics:

[SPP133R0JTR](#) [SPP165R0K-152](#) [SPP210R0JTR](#) [SPP21R5JTR](#) [SPP2R200JTR](#) [SPP310R0KTRLF](#) [SPP31101JTR](#)
[SPP322R0KTRLF](#) [SPP347R0JTR](#) [SPP347R0JTRLF](#) [SPP35R00J](#) [SPP3R100J](#) [SPP233R0JLFTR](#)
[SPP2R200JLFTR](#) [SPP133R0JLFTR](#)