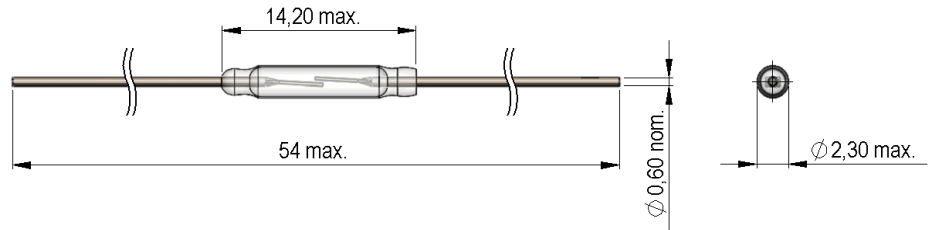


GP [or] GR 560 Reed Switches



- Features: Miniature, General Purpose
- Applications: Position Detector, Level Sensor, Tampering Switch
- Markets: Industrial, HVAC, Security & Others

Part Description: **K S K - G P [or] G R 5 6 0 - X X X X**

Contact QTY	Contact Form	Switch Model	Pull-In Excitation (AT-Range)
1	A (SPST-NO)	GP/GR 560	10 - 50

Contact Data		Unit
Rated Power (max.) Any DC combination of V&A not to exceed their individual max.'s	10	W
Switching Voltage (max.) DC or peak AC	200	V
Switching Current (max.) DC or peak AC	1.0	A
Carry Current (max.) DC or peak AC	1.5	A
Contact Resistance (max.) @ 0.5V & 10mA	100	mOhm
Breakdown Voltage (min.) DC or peak AC	300	V
Operating Time (max.) Incl. Bounce; Measured with 40% Overdrive	0.5	ms
Release Time (max.) Measured with no Coil Excitation	0.1	ms
Test Coil	KMS-01	
Insulation Resistance (min.) RH < 45%, 100 V Test Voltage	10 ¹⁰	Ohm
Capacitance (typ.) @ 10kHz across open Switch	0.2	pF

Series Datasheet – KSK-GP/GR 560 Reed Switches

www.standexmeder.com

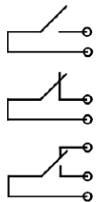
Dimensions (mm)	
Overall Length (max.)	54.0
Glass Length (max.)	14.2
Glass Dia (max.)	2.3
Lead Dia. (max.)	0.6

Environmental Data		Unit
Shock Resistance (max.) 1/2 sine wave duration 11ms	100	g
Vibration Resistance (max.)	50	g
Operating Temperature	-40 to 125	°C
Storage Temperature	-50 to 155	°C
Soldering Temperature (max.) 5 sec. max.	260	°C

Handling & Assembly Instructions

- Use proper lead clamping or heat sinking techniques to prevent mechanical and/or heat stress to the glass seal during bending, cutting, soldering, and welding
- Mechanical shock as the result of dropping the reed switch typically from a distance of greater than 12" may change it's magnetic sensitivity and/or destroy the switch
- Any form of modification to the switch leads will alter it's magnetic sensitivity
- Series resistor recommended for >5m cable length

Glossary Contact Material

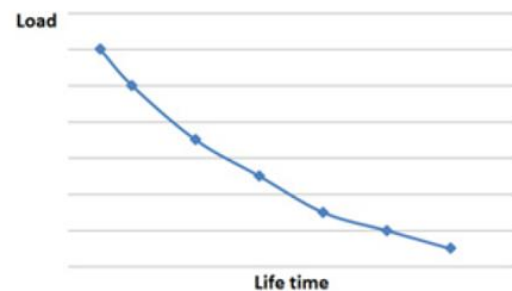
Form A	NO = Normally Open Contacts SPST = Single Pole Single Throw	
Form B	NC = Normally Closed Contacts SPST = Single Pole Single Throw	
Form C	Changeover SPDT = Single Pole Double Throw	

KSK-GP/GR 560 Reed Switch



Life Test Data

*Load increase reduces life expectancy of Reed Switches



Mouser Electronics

Authorized Distributor

Click to View Pricing, Inventory, Delivery & Lifecycle Information:

[Standex Electronics:](#)

[GR560152001](#) [GR560202501](#) [GP560202501](#) [GR560101501](#) [GP560152001](#) [GP560101501](#)